

***CONTRACTING  
JBLE-EUSTIS ENVIRONMENTAL SPECIAL  
CONDITIONS AND AFFIRMATIVE PROCUREMENT***

**ENVIRONMENTAL MANAGEMENT PROCEDURE  
(EMP) 4.4.6.16**

# **JBLE-EUSTIS**



*25 June 2020*

(Revised 18 January 2024)

**INTENTIONALLY LEFT BLANK**

## Table of Contents

<b>FOREWORD.....</b>	<b>1</b>
<b>OBJECTIVE .....</b>	<b>1</b>
<b>1. ENVIRONMENTAL POLICY / MANAGEMENT: .....</b>	<b>4</b>
<b>2. ENVIRONMENTAL REQUIREMENTS: .....</b>	<b>4</b>
<b>3. CONTRACTOR ENVIRONMENTAL DELIVERABLES: .....</b>	<b>4</b>
<b>1.1. SOLID WASTE DISPOSAL: .....</b>	<b>6</b>
<b>1.1.1. COMPLIANCE WITH REGULATIONS: .....</b>	<b>6</b>
<b>1.2.2. REFUSE CONTAINERS: .....</b>	<b>6</b>
<b>1.2.3. CONSTRUCTION/DEMOLITION DEBRIS DIVERSION: .....</b>	<b>7</b>
<b>1.2.4. RECYCLING AND DISPOSAL REPORTING: .....</b>	<b>7</b>
<b>1.2.5. CONTAIN LOOSE DEBRIS: .....</b>	<b>8</b>
<b>1.2.6. TRIP TICKETS: .....</b>	<b>8</b>
<b>2.1. SOIL AND PETROLEUM CONTAMINATED WASTE: .....</b>	<b>8</b>
<b>2.1.1. CONTAMINATED ABSORBENTS: .....</b>	<b>8</b>
<b>2.1.2. SOIL: .....</b>	<b>8</b>
<b>2.1.3. SOIL BROUGHT ONTO BASE FROM OFF-BASE SOURCES: .....</b>	<b>9</b>
<b>3.1. UNIVERSAL WASTE: .....</b>	<b>9</b>
<b>3.1.1. FLUORESCENT LAMPS: .....</b>	<b>9</b>
<b>4.1. HAZARDOUS WASTE (HW): .....</b>	<b>9</b>
<b>4.1.2. The Hazardous Waste Accumulation Facility (HWAF): .....</b>	<b>9</b>
<b>4.1.3. CONTRACTOR RESPONSIBILITY: .....</b>	<b>10</b>
<b>4.1.4. SITE MANAGEMENT: .....</b>	<b>10</b>
<b>4.1.6. MANIFESTS: .....</b>	<b>10</b>
<b>4.1.7. FUEL, SEWAGE AND OTHER SPILLS: .....</b>	<b>10</b>
<b>5.1. ASBESTOS OR LEAD BASED PAINT .....</b>	<b>11</b>
<b>5.1.1. ASBESTOS PRESENCE: .....</b>	<b>11</b>
<b>5.1.2. ABATEMENT PLAN: .....</b>	<b>11</b>
<b>5.1.3. ASBESTOS ABATEMENT OR REMOVAL NOTIFICATION: .....</b>	<b>11</b>
<b>5.1.4. ASBESTOS MANIFESTS: .....</b>	<b>11</b>
<b>5.2. LEAD BASED PAINT PRESENCE: .....</b>	<b>11</b>
<b>5.2.1. ABATEMENT PLAN: .....</b>	<b>11</b>
<b>5.2.2. LEAD BASED PAINT DISPOSAL: .....</b>	<b>11</b>
<b>6.1. AIR QUALITY .....</b>	<b>12</b>
<b>6.1.1. VOLATILE ORGANIC COMPOUNDS (VOCs): .....</b>	<b>12</b>

6.1.2.	DUST:.....	12
6.1.3.	FOSSIL FUEL-FIRED BOILERS / WATER HEATERS / HVACS: .....	12
6.1.4.	GENERATORS:.....	12
6.1.5.	OZONE DEPLETING SUBSTANCES (ODS): .....	13
7.1.	STORAGE TANKS: .....	13
7.1.1.	STORAGE TANK REGISTRATION NOTIFICATION: .....	13
7.1.2.	ABOVEGROUND STORAGE TANKS (ASTs): .....	13
7.1.3.	NOTIFICATION: .....	13
7.1.4.	UNDERGROUND STORAGE TANKS (USTs): .....	13
7.1.5.	DISPOSAL OF PETROLEUM CONTAMINATED SOIL: .....	13
8.1.	WATER QUALITY: .....	14
8.1.1.	EROSION AND SEDIMENT CONTROL (ESC):.....	14
8.1.2.	STORMWATER MANAGEMENT PLAN (SWM Plan): .....	15
8.1.3.	STORMWATER POLLUTION PREVENTION PLAN (SWPPP): .....	15
8.1.4.	CONSTRUCTION GENERAL PERMIT (CGP) COVERAGE: .....	16
8.1.5.	PROHIBITED ILLICIT DISCHARGES: .....	17
8.1.6.	WASTEWATER: .....	17
9.1.	HAZARDOUS MATERIALS MANAGEMENT .....	17
9.1.1.	Hazardous Materials Usage and Reporting: .....	17
9.1.2.	Hazardous Materials Management Process (HMMP): .....	18
9.1.3.	Hazardous Material Storage: .....	19
10.1.2.	Site Safety: .....	21
10.1.3.	Monitoring Wells: .....	21
10.1.4.	Additional Excavation: .....	21
11.1.	SOIL SUPPORT PROGRAM (SSP) ACCEPTABILITY: .....	21
11.1.1.	Contaminated Soil and Free Product:.....	22
11.1.2.	Clean Soil: .....	22
11.1.3.	Sample Plan: .....	23
11.1.4.	Chemical Testing Standards: .....	23
11.1.4.	Clean Soil Determination: .....	24
11.1.5.	Excavation and Delivery Screening: .....	24
11.1.6.	Material Physical Characteristics: .....	24
12.1.	TREE PROTECTION, PRESERVATION, AND PLANTING.....	25
12.1.1.	Tree Protection: .....	25
12.1.2.	Trees contribute: .....	25
12.1.3.	Existing Trees: .....	25

12.1.4. Small Trees: .....	26
Above Ground Physical injury to the trunk and crown.....	26
Below Ground Physical injury to the trunk and crown .....	27
Soil compaction .....	27
12.1.5. Tree Protection Zone Structures: .....	30
Cutting of roots .....	30
13.1. COMPLYING WITH WETLAND REGULATIONS .....	30
13.1.1. Project Compliance:.....	30
13.1.1. A Joint Permit Application (JPA): .....	31
13.1.2. Occupying Wetlands:.....	32
13.1.3. Other Natural Resources:.....	32
Step 1: Log-in for the first time: .....	33
Step 2: Enter Account details: .....	33
Step 3: Take a Course & Print Certificate .....	33
15.1. CULTURAL RESOURCE PROTECTION: .....	34
15.1.1. EXCAVATION: .....	34
15.1.2. REHABILITATION:.....	34
15.1.3. DEMOLITION PROJECTS:.....	35
16.1. ROOF DESIGN TO MINIMIZE BIRD COLONIZATION:.....	35
16.1.1. BIRD COLONIES: .....	35
17.1. INTEGRATED PEST MANAGEMENT .....	35
17.1.1. PESTICIDES:.....	35
17.1.2. PEST MANAGEMENT PROJECTS: .....	36
17.1.3. PESTICIDE DATA MANAGEMENT SYSTEMS:.....	36
17.1.4. PERFORMING PEST MANAGEMENT:.....	36
18.1. DISCREPANCIES. ....	37
References:.....	37
ATTACHMENT 1 CONSTRUCTION/DEMOLITION DEBRIS RECYCLING AND REPORTING.....	38
ATTACHMENT 2 .....	40
ATTACHMENT 3 .....	42
ATTACHMENT 4 .....	44
ATTACHMENT 5 .....	50
EXEMPTION CERTIFICATION .....	51

**INTENTIONALLY LEFT BLANK**



**DEPARTMENT OF THE AIR FORCE  
HEADQUARTERS 633D AIR BASE WING  
JOINT BASE LANGLEY-EUSTIS VA**

25-Oct-24

**MEMORANDUM FOR ALL 733 MSG UNITS AND FEVA ORGS**

**FROM: 633 ABW/CD**

**SUBJECT: JBLE-Eustis Environmental Management Procedures (EMPs)**

1. EMPs apply to all JBLE-Eustis activities (including tenants, associated units, and contractors) that impact any environmental resource area on the installation, to include, but not limited to Air Quality, Water Quality, Hazardous Waste, Hazardous Materials, Natural Resources, Cultural Resources, Solid Waste and Recycling, Inspections, Training, Tanks, Spill Prevention, Pollution Prevention, and Pest Management.

a. EMPs enable our compliance with Federal, State, Department of Defense, and Air Force regulations, directives, instructions, and manuals, and are specific to JBLE-Eustis.

b. EMPs assign responsibilities, provide instruction and guidance for appropriate management of environmental programs to ensure the installations regulatory compliance.

2. JBLE-Eustis personnel may access these EMPs electronically via the JBLE-Eustis Environmental website at: <https://www.jble.af.mil/Units/Army/Eustis-Enviromental/>.

3. The Office of Primary Responsibility for this document is 733d Civil Engineer Squadron Environmental Element (733 CES/CEIE), and will review all EMPs annually, and update as appropriate. Major revisions require concurrence from the JBLE-Eustis Environmental Management System (EMS) Cross-Functional Team (CFT) and approval by the Environmental Safety and Occupational Health Council (ESOHC).

4. All EMPs are unclassified and will be posted in "Read Only" .pdf format, reviewed, revised and rescinded IAW current directives.

DILLENBURGER.S  
TEVEN.P.12396151  
00

Digitally signed by  
DILLENBURGER STEVEN P.123  
9615100  
Date: 2024.10.25 13:15:19 -0400

**STEVEN P. DILLENBURGER, Colonel, USAF  
Deputy Installation Commander**

## FOREWORD

As stated in all Joint Base Langley-Eustis, Fort Eustis, Virginia (JBLE-Eustis) scopes of work/performance work statements and contracts, Contractors shall comply with the most current version of this Environmental Special Conditions Environmental Management Procedure (EMP) in the bidding and execution of contracts for work at JBLE-Eustis. This document was established by the 733d Civil Engineer Squadron – Environmental Element (CES/CEIE) to guide those engaging in construction projects and maintenance work within the boundaries of the installation. Federal lands are protected by many statutes, some of which are more restrictive and have protection requirement above and beyond those of the Commonwealth of Virginia. The Environmental Special Conditions is also available on the JBLE-Eustis Environmental website at: <https://www.jble.af.mil/Units/Army/Eustis-Enviromental/>.

The Environmental Special Conditions EMP is meant to identify requirements, in some cases which are unique to JBLE-Eustis, to be met in the performance of work and ensure full compliance with pertinent provisions of Federal, State (Virginia), and local regulations and procedures. The Environmental Special Conditions EMP is not intended to be fully inclusive of all regulations. It is the Contractor's responsibility to comply with all Federal, State, and local laws, regulations, or guidance. The Contractor shall also execute Environmental Best Management Practices (BMPs) where applicable. Any fines and penalties that result from actions by the Contractor, its subcontractors, employees, other representatives or agents of the Contractor are the responsibility of the Contractor to pay. These fines/penalties will not be passed on to JBLE-Eustis.

Additionally, the Contractor, or its designated representative, shall act as an Environmental Officer on all work performed under an awarded contract. The Government's Contracting Officer (KO), or designated representative, shall notify the contractor of any non-compliance with environmental requirements and any corrective action to be taken. Such notice, when delivered to the Contractor, or its representative on the work site or place of performance, shall be deemed sufficient for this purpose.

Anyone performing work at JBLE-Eustis is required to coordinate with the Government's point of contact (POC) for a given project, usually the Project Manager (PM) or Contracting Officer's Representative (COR), to ensure timely submittal of a complete and accurate AF 332 (Work Request) or other project documentation to the CES Operations Flight so that it may be properly tracked and routed through CES's project review management system.

## OBJECTIVE

It is the duty of JBLE-Eustis CES/CEIE environmental specialists to ensure that all projects that take place on JBLE-Eustis property meet Federal, State, Local, and Air Force requirements. This document contains fundamental provisions that pertain to common construction, renovation, repair and demolition activities which regularly occur at JBLE-Eustis. Special projects may have additional requirements not mentioned in this EMP and as such, will require a more detailed review by CES/CEIE in order to ensure that all aspects of the environment are protected.

It is the Contractor's responsibility to ensure that all of the requirements of this EMP are adequately addressed and that all requested submittals are received and approved by CES/CEIE. There are a



number of submittals that are required to be delivered through the Contracting Office to CES/CEIE. Failure to adhere to these requirements will delay final payment to the Contractor, and possibly require the contractor to uninstall out of spec equipment or redesign and correct any components of the project that do not pass final inspections.

A reference to this EMP must be included in all Performance Work Statements, Scope of Works, and Contract Proposals for work at JBLE-Eustis. A project submittal will not be approved by CES without including such reference.

This document is reviewed and updated annually to reflect changes in regulations and policies. Achieving compliance with laws and regulations is a team effort at JBLE-Eustis and close integrated collaboration between Contractors and environmental staff is key to protecting the environment in which our families work, live, and play. In accordance with the National Environmental Policy Act (NEPA), this program area is imperative to “encourage productive and enjoyable harmony between man and his environment; to promote efforts which will prevent or eliminate damage to the environment and biosphere, and stimulate the health and welfare of man; to enrich the understanding of the ecological systems and natural resources important to the Nation.”

NEPA is the underlying national charter for protecting the environment. It was enacted on January 1, 1970 and is referred to as the “Environmental Magna Carta.” Each Federal agency has its own implementing procedures which adapt the regulations to address agency specific missions and decision-making authority. The NEPA process begins when an agency proposes to take an action (this can include proposals to adopt rules and regulations, formal plans that direct future actions, programs, and specific projects). Once a proposal is conceptualized and any reasonable alternatives have been developed, the agency must determine if the action has the potential to affect the quality of the human environment. This process results in one of three levels of NEPA analysis. Agencies may develop a:

- Record of Environmental Consideration (REC) = application of a Categorical Exclusion (CX);
- Finding of No Significant Impact (FONSI) = preparation of an Environmental Assessment (EA); or
- Record of Decision (ROD) = preparation of an Environmental Impact Statement (EIS).

The majority of JBLE-Eustis actions do not require an EA or EIS and can be documented with a Categorical Exclusion (CX), which are listed in 32 Code of Federal Regulations (CFR) Appendix B to Part 989 (Air Force Environmental Impact Analysis Process) as well as any other federal agency’s CX as allowed by 40 CFR 1506.3(d). However, it is important to note that CX’s are sometimes not applicable because NEPA does not replace or supersede the requirements of certain other laws or regulations, such as the National Historic Preservation Act. In addition, some CX’s require completion of an AF813, Request for Environmental Impact Analysis.

Ultimately, the level of NEPA analysis and documentation for each project is determined by the CES/CEIE Chief or designated representative, who utilizes processes outlined in NEPA to ensure that all requirements are being addressed. Part of this process includes using information from subject matter experts to determine the environmental effects of every project proposed to

occur on JBLE-Eustis property.

Any modifications to JBLE-Eustis property or its environment must be executed in a manner that prevents pollution, protects the environment, conserves natural resources, and avoids historic properties. All procedures must follow the requirements specified in this this EMP and be in joint effort with the CES.

## **1. ENVIRONMENTAL POLICY / MANAGEMENT:**

Joint Base Langley-Eustis, Fort Eustis (JBLE-Eustis) is dedicated to the conservation, protection, and enhancement of the environment. This is accomplished by planning and implementing JBLE-Eustis environmental programs to: attain and maintain environmental compliance; to prevent pollution; to continually improve environmental stewardship; and to achieve a sustainable facility by providing coordination between JBLE-Eustis, the regulatory agencies, and activities (facility or process owners, contractors, and tenants). All services and work provided by contractors will be performed in such a manner to adhere to this policy. The JBLE-Eustis Environmental Policy Statement is available on the JBLE-Eustis Environmental website at: <https://www.jble.af.mil/Units/Army/Eustis-Environmental/>.

## **2. ENVIRONMENTAL REQUIREMENTS:**

As stated in all JBLE-Eustis scopes of work/performance work statements and contracts, Contractors shall comply with the most current version of this Environmental Special Conditions, Environmental Management Procedures (EMP) 4.4.6.16. The contractor shall comply with all local, state, and federal laws, ordinances and regulations and JBLE-Eustis policies and procedures, to include but not limited to Air Force Instruction (AFI) 32-7001, Environmental Management, Air Force Manual (AFMAN) 32-7002, Environmental Compliance and Pollution Prevention, and AFMAN 32-7003, Environmental Conservation and JBLE-Eustis EMPs. The Contractor shall comply with the most stringent environmental requirements between differing regulations. The contractor shall immediately submit in writing to the Contracting Officer (CO) for determination of any conflict between requirements and the regulations. The contractor may be required to indemnify the AF for any enforcement actions which result from violations caused by the contractor.

Contractors may access this and other EMPs electronically via the JBLE-Eustis Environmental website at: <https://www.jble.af.mil/Units/Army/Eustis-Environmental/>.

## **3. CONTRACTOR ENVIRONMENTAL DELIVERABLES:**

The following contract deliverables are due to the JBLE-Eustis project manager and contracting representative who will in turn provide them to the 733 CES/CEIE.

Before Contract Start (60 - 90 days) (if applicable):

Draft Joint Permit Application (JPA), including JBLE-Eustis Frac-Out plan, location map, and construction diagrams. Document must be signed by contractor, agent, and 733 CES Director and then sent to VMRC.

Completed USFWS Section 7 Endangered Species Act and NOAA Threatened and Endangered Marine Species and Essential Fish Habitat Consultation records of determination, determination letters, Biological Assessments or Opinions (as necessary) and MFR documenting effect determinations.

Submit required technical data sheet(s) for each emergency generator and/or fire pump installed to 733 CES/CEIE sixty days prior to installation. Contractor shall provide to the 733 CES/CEIE a copy of the manufacturer's certification of compliance with applicable New Source Performance Standards for stationary diesel engines.

As applicable for construction projects involving historic facilities, contractor shall submit package with building elevations showing that the proposed building modifications are consistent

with Secretary of the Interior's Standards for the Treatment of Historic Properties, as well as photographs of the existing condition to support base consultation with the State Historic Preservation Office that the project will have “no adverse effect” on any historic property.

Before Contract Start (30-60 days) (if applicable):

- Soil Management Plan (SMP)
- Before Contract Start (30 days) if applicable to the project Asbestos Abatement Plan
- Lead-Based Paint Abatement Plan Hazardous Material Usage Request Forms Green Procurement Planning Use Forms
- Environmental Management System (EMS) training certifications DEQ Construction General Permit Registration Statement
- Approved JPA and applicable wetland permits from all regulatory agencies.
- DEQ Construction General Permit Coverage Letter - Virginia
- General Permit for Discharge of Stormwater from Construction Activities
- Stormwater Pollution Prevention Plan (SWPPP) (SWPPP includes three plans below)
  - Erosion and Sediment Control Plan (ESC Plan)
  - Pollution Prevention Plan (P2 Plan)
  - Stormwater Management Plan (SWM Plan) include Runoff Reduction Calculation
- Soil Sampling Plan
- Clean Soil Certifications
- Landscaping Plan including map, species, and planting methods
- Storage Tank Registration Notification
- Access to STAR Tank Database
- Notify 733 CES/CEIE 30 days prior to a storage tank being put into service to meet regulatory documentation requirements.
- Oil Spill Contingency Plan or similar.
- EPA Certificate(s) of Conformity for generator(s) to be installed (including portable units to be used during construction activities)
- Pesticide Management training and certifications
  - Current Virginia Department of Agriculture and Consumer Services (VDACS) Pesticide Applicator Certificate, Virginia Pesticide Business License and proof of liability insurance.
  - Labels and safety data sheets and Pesticide Approval Request forms.

During Contract:

- Monthly Hazardous Materials Usage Report Quarterly Refuse/Recycling Reports Generator permit information
- Hazardous Waste/Lead/Asbestos Manifests (to be signed by 733 CES/CEIE Staff)
- Pesticide application information required in Section 1.18 of this document
- Submit Monthly POL Inspections into STAR Database or to CEIE via contracting officer every month.

End of Contract before contract close:

- DEQ Construction General Permit Notice of Termination Letter Green Procurement Exemption Form (if applicable)
- Green Procurement Final Usage Report

- All return Asbestos Manifests (signed by receiving landfill)
- BMP as-builts

## **1.1. SOLID WASTE DISPOSAL:**

### **1.1.1. COMPLIANCE WITH REGULATIONS:**

All waste materials generated by any work under this contract performed on a Federal Government installation shall be handled, transported, stored, recycled, and disposed of by the Contractor and by their subcontractors at any time in accordance with these specifications, all applicable federal, State, or local laws, ordinances, regulations, court orders, or other types of rules or rulings having the same effect of law. These include but are not limited to the Resource Conservation and Recovery Act (RCRA) (40 CFR 260-270); The Toxic Substances Control Act, as amended (15 USC Sec 2601, ET SEQ); the Solid Waste Disposal Act, as amended (42 USC 6901 ET SEQ); and the Virginia Solid Waste Management Regulations (9VAC20-81).

The Contractor shall collect all solid wastes generated during the performance of the contract in a container provided by the Contractor and located in an area designated by the Contracting Officer and approved by CES. The Contractor shall provide appropriate containers for the collection and segregation of solid wastes, recyclables and construction and demolition (C&D) debris generated directly and indirectly by work under this Contract. The Contractor is prohibited from using base dumpsters or other Federal Government owned/leased waste receptacles for the disposal of any solid wastes. All solid wastes shall be reclaimed, recycled or disposed of prior to completion of work on JBLE-Eustis.

As proof of proper disposition of solid wastes, the Contractor shall provide legible weight receipts for solid waste disposed and materials recycled bearing the name, address, and phone number of the receiving facilities for every load of materials delivered. The weight ticket shall detail the type of material, weight of the material in pounds or tons, the date of the transaction, and a signature from a representative of the receiving facility. Receipts shall be submitted to the Contracting Officer and Project Manager within ten (10) calendar days after the transaction.

Under no circumstances will any solid waste or hazardous materials be left at JBLE-Eustis at the end of the project. Before the project is turned over to the Federal Government, the Contractor will remove all solid wastes and hazardous materials from the installation. Those items include but are not limited to dirt piles, concrete piles, asphalt piles and rubbish piles. No materials will be left for the future use of the Federal Government UNLESS instructed to do so in writing by the Federal Government. This is to include the before mentioned items and also regular or touch- up paint, plaster, solvents, etc. If it is determined that the Contractor left materials behind, services may be terminated and/or a penalty payment to include the cost of disposal of the material by the Federal Government may be withheld from the project payment.

**NOTE:** Hazardous materials are different from hazardous wastes so be careful not to confuse the two. Hazardous Wastes will not be removed from the installation without the 733 CES/CEIE Hazardous Waste Managers signing the Hazardous Waste Manifest. The JBLE-Eustis Hazardous Waste Managers can be contacted at 757-878-3915, 757-878-5662, or 757-878-7368 if needed.

### **1.2.2. REFUSE CONTAINERS:**

All refuse containers shall be free from graffiti, and be equipped with a securable waterproof tarpaulin or cover (NOTE: THE WATERPROOF COVER SHALL BE IN PLACE AT ALL TIMES, EXCEPT WHEN WASTE IS BEING DEPOSITED OR REMOVED). Location of all refuse containers shall be annotated on the Worksite Layout Plan.

### 1.2.3. CONSTRUCTION/DEMOLITION DEBRIS DIVERSION:

As good stewards of the environment, the Federal Government is committed to diverting its waste away from landfills to the greatest extent possible. This can be done through recycling, reusing (when directed by the Federal Government), and donating construction and demolition debris materials. The Contractor shall recycle all construction/demolition debris to the maximum extent possible. The Contractor shall make every effort to recycle materials such as but not limited to concrete (including concrete with rebar), brick, asphalt, all metals, wood, roofing materials, wallboard, ceiling tiles, etc. The Contractor will collect and take the follow plastics to the Solid Waste and Recycle Center: pallet wrap/film; shrink or bubble wrap, and any form of plastic bags. With prior coordination through the Contracting Officer, 733 CES/CEIE, and 733 CES/Operations Flight (CEO), the Contractor may take scrap metals to the JBLE-Eustis scrap metal yard, located at the Solid Waste and Recycling Center, 1207 Taylor Road, for recycling. The following are some suggested local sites for recycling construction and demolition debris:

Local Sources of Recycling				
Company	Address	City	Phone	Acceptable Items
Tidewater Fiber	5602 Chestnut Ave	Newport News	247-5766	paper, cardboard, plastics (1 & 2), aluminum, glass, tin cans
Old Dominion Recycling	1618 W. Pembroke Ave.	Hampton	723-2942	Aluminum, copper, steel, iron, metals, paper, tires
S.B. Cox, Inc.	217 Cox Drive	Yorktown	969-1409	All C & D, i.e. concrete, concrete w/rebar, wood, brick, block, steel, all metals, sheet- rock, asphalt, cardboard, paper, plastics (1 & 2)
Butler Paper	324 Newport St	Suffolk	539-2351	Industrial & Commercial Paper Recycling
Guttermann Iron & Metal	706 May Ave.	Norfolk	627-1095	Scrap Brass, Copper & Aluminum
Sims Metal	2116 George Washington Memorial Hwy	Tabb	599-4940	Steel, aluminum, brass, copper, stainless steel, radiators
Waterway Materials Corp	1401 Precon Drive	Chesapeake	545-0004	Concrete, concrete w/rebar, brick, block, asphalt
CrushCon Aggregates	100 North Park Lane	Hampton	723-1131	Concrete, concrete w/rebar

### 1.2.4. RECYCLING AND DISPOSAL REPORTING:

The Contractor shall report monthly the tonnage of the items recycled and the amounts disposed of by landfill and amounts disposed of by regular or waste-to-energy incineration to the Project Manager, the CO, and 733 CES/CEIE by the 10<sup>th</sup> day of the following month during the period

of performance. The report shall list the title of the project, the project number, the Contractor's company name and point-of-contact, phone number, the type items (i.e. concrete, concrete with rebar, asphalt, brick, scrap metals, wood, wallboard, etc.) and the tonnage of the items recycled. For all items that could not be recycled, the Contractor shall provide a brief reason within the report as to why the items could not be recycled in addition to the tonnage.

For items disposed of, one total tonnage can be given for items landfilled and one total tonnage for items incinerated (specify waste incinerator or waste-to-energy incinerator) instead of reporting disposal figures for the various items. For items that cannot be accurately measured, estimates will be sufficient. Use the form at Attachment 1 (Construction/Demolition Waste Generation and Recycling Report) to report this information to the Contracting Officer, Project Manager, and to 733 CES/CEIE.

To send it to 733 CES/CEIE, email it to:

[733MSG.733CES.CEIEAdmin@us.af.mil](mailto:733MSG.733CES.CEIEAdmin@us.af.mil)

or mail it to:

733 CES/CEIE

Attn: Solid Waste & Recycling Program Mgr.

1407 Washington Boulevard Fort Eustis, VA 23604

#### **1.2.5. CONTAIN LOOSE DEBRIS:**

Loose debris on trucks leaving the site shall be loaded in a manner that shall prevent dropping/releasing of materials on streets and conform to local ordinances/laws. Fasten a suitable waterproof cover, such as a tarpaulin, over the load before entering surrounding streets.

#### **1.2.6. TRIP TICKETS:**

Contractor shall submit all trip tickets from the landfill facility, incinerators, and recycling companies to show all debris is being landfilled, incinerated or recycled in accordance with all Federal requirements and in an approved location. These trip tickets will be submitted to the Contracting Officer who will in turn give them to the Project Manager.

### **2.1. SOIL AND PETROLEUM CONTAMINATED WASTE:**

#### **2.1.1. CONTAMINATED ABSORBENTS:**

All petroleum spills/releases must be cleaned up using absorbent materials. Spills caused by the Contractor will be the Contractor's responsibility to containerize and dispose of the contaminated absorbent material. Spills caused by the Federal Government will be the responsibility of the Federal Government and shall contact the base Hazardous Waste Accumulation Facility (HWAFF) 757-878-3915 to arrange for pick-up. CEIE is required to be notified of any spill at 757-644-7411 immediately of a spill.

#### **2.1.2. SOIL:**

**ALL** soil must be tested to determine if it contains any contaminants prior to relocating it on base **or** disposing of it off-base. Testing and disposal of soil shall follow Virginia Solid Waste Management Regulations 9VAC20-81-660 (soil contaminated with petroleum products), <https://law.lis.virginia.gov/admincode/title9/agency20/chapter81/section660/>. Testing shall include items specified in the solid waste regulations to include but not limited to: RCRA hazardous waste characteristics (i.e., corrosivity, ignitability, reactivity, and toxicity); total metals; volatile organic compounds; semi-volatile compounds; total petroleum hydrocarbons

(TPH), pesticides/herbicides; polychlorinated bi-phenyls (PCBs); presence of liquids (paint filter); Benzene, Toluene, Ethyl Benzene, and Xylene (BTEX); Toxicity Characteristic Leaching Procedure (TCLP); total organic halides (TOX); and perfluorinated alkylated substances (PFAS). If test results determine “other than clean”, the material will have to be transported to an appropriate landfill or processing center based on the contaminants identified. Contaminated soils, in sludge or slurry form, shall be containerized and managed as either hazardous waste or non-regulated waste, depending on contaminant identity and concentration spilled. It shall be the responsibility of the Contractor to dispose of such containerized contaminated soil. CEIE must review the sample results and must sign all hazardous/nonhazardous waste manifests prior to disposal. Contact 733 CES/CEIE Hazardous Waste Program Manager, 757-878-5662 for additional information.

One composite sample (combined number of samples collected into a single sample) is required for every 250 cubic yards of soil to be disposed.

**NOTE: UNDER NO CIRCUMSTANCES** shall soil, clean or contaminated, from JBLE-Eustis be delivered to or donated to off-base sources for use. Clean or contaminated soil shall be taken to an appropriate landfill or processing center based on the contaminants identified by analysis.

### **2.1.3. SOIL BROUGHT ONTO BASE FROM OFF-BASE SOURCES:**

**ALL** soil brought onto the installation for use will meet the terms of “Environmentally clean” soil. See guidelines established in section 11.1 of this document.

### **3.1. UNIVERSAL WASTE:**

#### **3.1.1. FLUORESCENT LAMPS:**

The Contractor shall use environmentally-friendly green tip (i.e., low mercury) fluorescent lamps during lamp replacement. All fluorescent lamps shall be managed as Universal Waste. Contractor shall manage all Universal Waste Lamps in accordance with federal, state, and Air Force laws, regulations, directives, and plans. Contractor can contact the HWAF, 878-3915 to arrange for pick-up, except in cases where lamp replacement is part of the contract. If part of the contract lamps will be properly disposed of by the Contractor, the waste manifest will be signed by 733 CES/CEIE Hazardous Waste Program Managers.

**NOTE: UNDER NO CIRCUMSTANCES** shall lamps be crushed on JBLE-Eustis.

### **4.1. HAZARDOUS WASTE (HW):**

**4.1.1.** JBLE-Eustis is a Large Quantity Generator (LQG) of Hazardous Waste (HW), and all HWs must be properly removed from the installation with 90 days of the Accumulation Start Date and 365 days for Universal Wastes (UWs). All HWs, UWs, and Non Hazardous Waste will be managed IAW JBLE-Eustis Hazardous Waste Management Plan (HWMP). **The JBLE-Eustis waste generation number is EPA ID# VA8213720321.**

#### **4.1.2. The Hazardous Waste Accumulation Facility (HWAF):**

HWAF is located at Building 1208, and the office is in Building 1207. The HWAF hours of operations are Monday – Friday, 0800 – 1500 hrs. Hours of operation are subject to change without notice due to mission requirements. Scheduling of appointments must be made through the HWAF, 757-878-3915.



#### **4.1.3. CONTRACTOR RESPONSIBILITY:**

Contractor is responsible for all costs associated with waste management including, but not limited to, identification, classification, accumulation, transportation, disposal, cleanup of spills, etc. The Contractor shall indemnify the Government for all fees, fines or penalties attributable to any regulatory violation committed by the Contractor for failing to properly manage waste IAW all applicable local, state, and Federal regulatory requirements including, but not limited, to those regulations implementing 40 CFR Part(s) 260 through 270. The Contractor is responsible for being aware of those applicable state or local waste management requirements that are more stringent than the noted Federal regulatory requirements. 733 CES/CEIE will approve all laboratories, transporters, and disposal facilities prior to wastes being managed on-site, shipped, and disposed. A project specific sampling plan will be prepared and completed IAW SW846.

The contractor shall submit the Sample Plan for the 733 CES/CEIE review and approval.

#### **4.1.4. SITE MANAGEMENT:**

All waste containers (HW, non-regulated, used oil, etc.) must be closed when not in use. Waste containers shall be stored undercover as to protect from the elements. All liquid waste shall be in secondary containers. Each waste container is to be properly labeled. Do not store waste containers near storm drains. Upon completion of this project, the Contractor shall remove all waste containers from the installation (for associated manifest requirements see paragraph 4.1.6.)

#### **4.1.5. WASTE CHARACTERIZATION SAMPLES FOR FLOOR RENOVATION:**

Waste characterization samples must be collected to determine if its meets the RCRA definition of a hazardous waste. It is the responsibility of the contractor to collect the sample and provide analysis to 733 CES/CEIE. Waste debris from floor stripping or floor blasting performed on JBLE - Eustis must be sampled for TCLP Metals for solid debris and must add corrosivity test for liquid stripping. Additionally, it is the contractor's responsibility to dispose of the waste generated on this project. See manifest requirement in 4.1.6.

#### **4.1.6. MANIFESTS:**

733 CES/CEIE shall review all lab analyses and/or Safety Data Sheets (SDSs) of wastes prior to signing manifests. All hazardous waste manifests must be signed by appointed 733 CES/CEIE personnel prior to removal of such waste from the base. The generators initial copy must be provided after the approved person signs the manifest. The destination to generator copy of the manifest must be returned to: Joint Base Langley Eustis, 733 CES/CEIE, 1407 Washington Blvd., Fort Eustis, VA 23604-5306.

#### **4.1.7. FUEL, SEWAGE AND OTHER SPILLS:**

CALL 911 – FIRE AND EMERGENCY SERVICES IMMEDIATELY in the event of all spills. In the event of a fuel, sewage, and/or other toxic spillage during the performance of this contract, the Contractor shall be responsible for its containment, clean up, and related disposal costs. The Contractor shall have sufficient spill response supplies readily available on site to contain any spillage. In the event of any Contractor-related release, even if Fire and Emergency Services are not needed, the Contractor shall immediately notify the Contracting Officer and 733 CES/CEIE (757-644-7411) and take appropriate actions to correct its cause to prevent future occurrences. If the federal, State, or local authorities assess any monetary fine, penalty, or assessment related to the release of any substance by the Contractor, his/her employees, or agents during the performance of this contract, the Contractor shall be solely liable for its payment, authorizes the United States Air Force (USAF) to withhold such from payment and otherwise indemnify and hold the USAF harmless.

## **5.1. ASBESTOS OR LEAD BASED PAINT**

### **5.1.1. ASBESTOS PRESENCE:**

**Coordinate with 733 CES/CEO and 733 CES/CEIE to determine if any known presence of Asbestos.** Tests or records have indicated that asbestos is not present in the areas affected by this work //or// Tests or records have indicated the presence of asbestos in the areas affected by this work.] If asbestos not previously known to exist is exposed, the Contractor shall cease work in the affected area and notify the Contracting Officer.

### **5.1.2. ABATEMENT PLAN:**

*[Include if project requires asbestos removal]* Abatement plans are to include but not limited to the description of how abatement is to be accomplished, required notifications, required licensing, employee safety requirements, and air sampling. The Abatement Plan shall be submitted to 733 CES/CEO to coordinate with 733 CES/CEIE for review.

### **5.1.3. ASBESTOS ABATEMENT OR REMOVAL NOTIFICATION:**

*[Include if project requires asbestos removal]* Contractor is responsible for disposal of asbestos debris. Contractor is subject to OSHA, EPA, and Commonwealth of Virginia compliance and inspection for asbestos removal. Contractor must perform asbestos abatement in accordance with these specifications and EPA National Emissions Standards for Hazardous Air Pollutants (NESHAPs) for asbestos and any subsequent updates thereto. This includes State and EPA Region 3 notifications that shall be accomplished at least 20 days prior to starting any asbestos abatement or removal. A copy of the notification shall be submitted to the Contracting Officer and to 733 CES/CEO.

### **5.1.4. ASBESTOS MANIFESTS:**

*[Include if project requires asbestos removal]* All asbestos waste manifests shall be signed by 733 CES/CEIE prior to removal of asbestos waste from the base. A copy of the completed manifest (signed by the receiving landfill) shall be submitted to 733 CES/CEIE.

## **5.2. LEAD BASED PAINT PRESENCE:**

[Tests have indicated that lead based paint is not present in the areas affected by this work //or// Tests have indicated the presence of lead based paint in the areas affected by this work.] If lead based paint not previously known to exist is exposed, the Contractor shall cease work in the affected area and notify the Contracting Officer.

### **5.2.1. ABATEMENT PLAN:**

*[Include if project requires lead based paint removal]* Abatement plans are to include but not limited to the description of how abatement is to be accomplished, required licensing, employee safety requirements, and air sampling. The Abatement Plan shall be submitted to 733 CES/CEIE for review.

### **5.2.2. LEAD BASED PAINT DISPOSAL:**

Disposal of lead debris containers is the responsibility of the Contractor. Lead contaminated debris must be sampled to determine the concentration level of lead. The analysis will determine waste management procedures. 733 CES/CEIE will inform the Contractor on management procedures. If wastes are determined to be hazardous by regulatory criteria, the containers cannot

leave the installation until a completed manifest is re-viewed and signed by 733 CES/CEIE. The Contractor must contact JBLE-Eustis' Hazardous Waste Accumulation Facility at (757) 878-3915 to make arrangements to store full drums of lead contaminated waste at the <90 day site located at 1207 Taylor Avenue. The drums must be in good condition, labeled properly and closed. The Contractor has less than 90 days of storage on base before the containers must leave the installation.

## **6.1. AIR QUALITY**

### **6.1.1. VOLATILE ORGANIC COMPOUNDS (VOCs):**

All coatings and solvents used in the performance of this contract shall meet the required performance specifications and shall not exceed the volatile organic compound limits of the Air Pollution Control District(s) where they are used. Coatings and solvents shall be registered with the base HAZMART as described in Section 1.7.

### **6.1.2. DUST:**

*[If the project is likely to create dust emissions, the following requirement applies]* Mitigation of fugitive dust emissions shall be accomplished in accordance with 9 VAC5-40-90, Standard for Fugitive Dust/Emissions.

### **6.1.3. FOSSIL FUEL-FIRED BOILERS / WATER HEATERS / HVACs:**

*[Include if a boiler/ water heater / HVAC is installed as part of this project]* To assist JBLE-Eustis in meeting permit requirements, the Contractor shall submit necessary information for each fossil fuel-fired boiler / water heater / HVAC to 733 CES/CEIE no less than 60 days prior to the anticipated boiler / water heater / HVAC installation date. Necessary information includes but may not be limited to the following (for each boiler, water heater, and/or HVAC) (See 9 VAC-80-1105 and AFMAN 32-7002 4.4.6.):

- Technical specification sheet (e.g., unit manufacturer, model no., maximum heat input, fuel type(s), burner data (mm Btu/hour), etc.)
- Describe the intended purpose of the boiler / water heater / HVAC (i.e., industrial activity, commercial, institutional)
- If installing an oil-fired boiler, contractor shall comply with Subpart JJJJJ (6J) requirements for initial turn-up and provide the initial notification form to the 733 CES/CEIE Air Program Manager.

### **6.1.4. GENERATORS:**

*[Include if an emergency generator is installed as part of this project]* To assist JBLE-Eustis in meeting permit requirements, the Contractor shall submit necessary information for each generator to 733 CES/CEIE no less than 60 days prior to the anticipated generator installation date. Necessary information includes but may not be limited to the following (for each generator) (See 9 VAC-80-1105-B2 and AFMAN 32-7002 4.4.6.):

- Technical specification sheet (e.g., manufacturer make, model no., maximum engine power rating, fuel type, fuel consumption rates, specifies conformance with EPA emission standards, etc.)
- Describe the intended purpose of the generator (i.e., stationary emergency, stationary non-emergency, portable/temporary (Note: if designated as portable/temporary; Contractor

- shall provide estimate for the total duration the generator is to remain on base)
- EPA Certificate of Conformity

If installing a generator set with an incorporated fuel tank (i.e., “belly tank”), the contractor shall comply with the conditions under paragraph 1.5, Storage Tanks.

#### **6.1.5. OZONE DEPLETING SUBSTANCES (ODS):**

Contracts may not include any specification, standard, drawing or other document that requires the use of a Class I or Class II ODS in the design, manufacture, test, operation or maintenance of any system, subsystem, item, component or process. Contracts may not require the delivery of any items of supply that contains a Class I or Class II ODS or any service that includes the use of a Class I or Class II ODS, except for the servicing of existing systems containing a Class II ODS. All refrigerants shall be recovered or recycled during HVAC repairs and demolition projects. See AFMAN 32-7002 2.15., 3.35., 4.2.2., and 4.2.3.

#### **7.1. STORAGE TANKS:**

*[Include only if work includes or is in area of storage tanks; contact 733 CES/CEIE to determine any known history or presence of storage tanks]*

##### **7.1.1. STORAGE TANK REGISTRATION NOTIFICATION:**

*[Include if an AST or UST is going to be installed]:* Notify 733 CES Project Manager and CES/CEIE 30 days prior to the tank being put into service to meet regulatory documentation requirements.

##### **7.1.2. ABOVEGROUND STORAGE TANKS (ASTs):**

*[Include if there is going to be an AST temporarily or permanently installed]:* Any ASTs (55 gallons or more) allowed on site shall have secondary containment, venting and spill/overflow protection. Anti-siphon valves are required. The Contractor shall visually inspect such tanks daily for leaks and perform monthly inspections. Inspections are required to be provided to CEIE each month. All ASTs shall be installed or erected in accordance with 9 VAC 25-91, NFPA 30, and 40 CFR 112.7.

##### **7.1.3. NOTIFICATION:**

If an AST is removed or re-located, the 733 CES Project Manager is required to notify the 733 CES/CEIE prior to the action so regulatory documentation can be initiated and submitted. The Contractor shall submit a completed VDEQ Form 7540 to the 733 CES Project Manager and CES/CEIE within 21 days of installation of all ASTs with a storage capacity of greater than 660 gallons and for such tanks used on JBLE-Eustis for more than 120 calendar days.

##### **7.1.4. UNDERGROUND STORAGE TANKS (USTs):**

*[Include if there is going to be construction or excavation where there is an abandoned UST].*

USTs located within project area present an underground hazard and the work should be routed around the site or other provisions made. Contractor may encounter unknown USTs and will be required to coordinate the removal with CEIE. Contact 733 CES/CEIE for additional information.

##### **7.1.5. DISPOSAL OF PETROLEUM CONTAMINATED SOIL:**

*[Include if excavating around any removed, abandoned, or in-service AST or UST]:*

Contaminated soil may be encountered in proximity to previous and current tank sites. Disposal

of such soil must be funded as part of this project. Contractor is required to immediately notify CEIE Spill Coordinator if a release is suspected such as contaminated material. Waste must be disposed of IAW previous SOIL paragraph 2.1.2, along with applicable State and Federal regulations. If contaminated soil is discovered, notify 733 CES/CEIE Hazardous Waste Program Managers prior to disposal.

## **8.1. WATER QUALITY:**

*[Include if there is going to be exterior material laydown, construction, or excavation].*

### **8.1.1. EROSION AND SEDIMENT CONTROL (ESC):**

Regardless of project size amount of land disturbance, the Contractor is responsible for ensuring that adequate erosion and sediment controls are utilized on site to prevent sediment from leaving the activity at all times. ESC practices selected for use shall be designed, installed and maintained in accordance with the Virginia Erosion and Sediment Control Handbook. The Contractor shall provide erosion control fencing (silt) to prevent site runoff. Hay bales must not be used for inlet protection from stormwater run-off. The Contractor shall submit alternate methods of protection to the Contracting Officer at the preconstruction conference for review and approval from the Water Program Manager. The Contracting Officer will notify the Contractor of his/her decision prior to issuance of Notice to Proceed (NTP).

All Land Disturbing Activities (LDAs) on JBLE-Eustis require the development of an ESC Plan in accordance with the latest VDEQ Erosion & Sediment Control Handbook, found at <https://www.deq.virginia.gov/water/stormwater/stormwater-construction/handbooks>. As part of implementing the plan, the Contractor must conduct stormwater inspections utilizing the latest VDEQ guidance.

LDAs that are 10,000 square feet or greater require the Contractor to develop a site specific Erosion and Sediment Control Plan that complies with Virginia Erosion and Sediment Control Law and Regulations (9 VAC 25-840) and meets the state's 19 minimum standards outlined in 9 VAC 25-840-40 as applicable. The ESC Plan shall include site plan (s) / detailed maps for the work site that clearly show the siting of the ESC practices and best management practices. The Virginia Uniform Coding System for ESC Practices shall be used on all site plan submittals. The ESC Plan shall include details for all ESC controls being utilized. The Contractor shall submit the ESC Plan to the Contracting Officer for an initial review by the CES/CEIE Water Quality Program Manager. Once reviewed and approved, the Contractor will submit to VDEQ for final approval.

Contractor shall not remove ESC measures until construction site is 90% covered with the appropriate vegetation that is uniform, mature enough to survive and will inhibit erosion. It is the responsibility of the Contractor to choose the appropriate vegetation for planting based on the season.

#### **8.1.2. STORMWATER MANAGEMENT PLAN (SWM Plan):**

For LDAs disturbing one acre or more, projects shall comply with VSMP Regulations Part II B - Technical Criteria for Regulated Land-Disturbing Activities (9 VAC 25-870-32 through 9 VAC 25-870-92). A complete SWM Plan must meet the requirements of 9 VAC 25-870-55 and the latest VDEQ Stormwater Management Handbook which can be found at

<https://www.deq.virginia.gov/water/stormwater/stormwater-construction/handbooks>.

This includes the following elements: (1) Information on the type of and location of stormwater discharges, information on the features to which stormwater is being discharged including surface waters or karst features if present, and pre-development and post-development drainage area maps to include flow arrows and time of concentration; (2) Contact information including the name, address, telephone number, and email address of the owner; (3) A narrative that includes a description of current site conditions and final site conditions; (4) A description of the proposed stormwater management facilities (aka Best Management Practice (BMPs)) and the mechanism through which the facilities will be operated and maintained after construction; (5) Information on the proposed stormwater management facilities, including the type of facilities; location including geographic coordinates; acres treated; and the surface waters into which the facility will discharge; (6) Hydrologic and hydraulic computations, including runoff characteristics; (7) Virginia Runoff Reduction Method (VRRM) compliance sheets; (8) Documentation and calculations verifying compliance with the water quality and quantity requirements (Part II B of the regulations) of these regulations; (9) A geotechnical soil report providing the soils characteristics and groundwater elevation in the areas of the proposed BMP; and (10) A map or maps of the site that depicts the topography of the site.

For projects with a VDEQ approved SWM Plan (completed during the design phase, primarily large construction projects) it is the construction Contractor's responsibility to implement the Plan and its design features.

For projects that do not have an approved SWM Plan associated with the design (primarily demolition and smaller projects), it is the Contractor's responsibility to develop and implement a SWM Plan. At the completion of the project, a construction record drawing(s) ("as-built") for permanent stormwater management facilities shall be provided bearing the seal and signature of a Virginia registered professional, certifying that the stormwater management facilities have been constructed in accordance with the approved SWM plan.

#### **8.1.3. STORMWATER POLLUTION PREVENTION PLAN (SWPPP):**

For LDAs over 1 acre, a full SWPPP submittal shall be developed in accordance with 9 VAC 25-870 and 9 VAC 25-880 and submitted to VDEQ for approval. No LDAs may commence without an approved SWPPP.

All SWPPPs must contain the following:

- Erosion and Sediment Control Plan (See Section 3.3.3)
- Stormwater Management Plan (See Section 3.3.4)

- Pollution Prevention (P2) Plan; and information specifying any additional control measures to meet the requirements of existing Total Maximum Daily Loads (TMDL).

Within the SWPPP the Contractor shall develop a site-specific Pollution Prevention (P2) Plan in accordance with 9 VAC 25-870-56. The P2 Plan must identify potential sources of pollutants that may reasonably be expected to affect the quality of stormwater discharges from the construction site and a description of control measures that will be used to minimize pollutants in stormwater discharges from the construction site. This Plan shall be included in the Contractor's SWPPP submittal. At a minimum, the P2 Plan must be designed, installed, implemented, and maintained to: (1) Minimize the discharge of pollutants from equipment and vehicle washing, wheel wash water, and other wash waters. Wash waters must be treated in a sediment basin or alternative control that provides equivalent or better treatment prior to discharge; (2) Minimize the exposure of building materials, building products, construction wastes, trash, landscape materials, fertilizers, pesticides, herbicides, detergents, sanitary waste, and other materials present on the site exposed to precipitation and or stormwater; and (3) Minimize the discharge of pollutants from spills and leaks. The SWPPP must also address the following requirements to the extent otherwise required by state law or regulations and any applicable requirements of a state permit: (1) Control stormwater volume and velocity within the site to minimize soil erosion; (2) Control stormwater discharges, including both peak flow rates and total stormwater volume, to minimize erosion at outlets and to minimize downstream channel and stream bank erosion; (3) Minimize the amount of soil exposed during construction activity; (4) Minimize the disturbance of steep slopes; (5) Minimize sediment discharges from the site in a manner that addresses (i) the amount, frequency, intensity and duration of precipitation; (ii) the nature of resulting stormwater runoff; and (iii) soil characteristics, including the range of soil particle sizes expected to be present on the site; (6) Provide and maintain natural buffers around surface waters, direct stormwater to vegetated areas to increase sediment removal and maximize storm- water infiltration, unless infeasible; (7) Minimize soil compaction and, unless infeasible, preserve topsoil; (8) Ensure initiation of stabilization activities, as defined in 9VAC25-880-1, of disturbed areas immediately whenever any clearing, grading, excavating, or other earth disturbing activities have permanently ceased on any portion of the site, or temporarily ceased on any portion of the site and will not resume for a period exceeding 14 calendar days; and (9) Utilize outlet structures that withdraw stormwater from the surface, unless infeasible, when discharging from sediment basins or sediment traps.

#### **8.1.4. CONSTRUCTION GENERAL PERMIT (CGP) COVERAGE:**

LDAs greater than or equal to one (1) acre require Construction General Permit coverage under the Virginia Stormwater Management Program (VSMP) General Permit for Discharges of Stormwater from Construction Activities from the Department of Environmental Quality (DEQ). The Virginia Stormwater Management Program Permit Regulations can be found in 9 VAC 25-870 and the General Permit for Discharges of Stormwater from Construction Activities can be found in 9 VAC 25-880. After SWPPP approval (see Section 3.3.5), the Contractor shall register for CGP coverage from DEQ in accordance with 9 VAC 25-880-50. The Contractor is considered the Permit Operator and is responsible for all CGP registration fees. See below for the applicable construction permit fees per 9 VAC 25-870-820:

#### **DEQ CGP PERMIT FEE SCHEDULE**



Site Size	DEQ Fee
1 to <5 acres	\$2,700.00
>5 acres to <10 acres	\$3,400.00
>10 acres to <50 acres	\$4,500.00

The Contractor shall submit a copy of the DEQ Construction General Permit Registration Statement to the Contracting Officer for review and approval prior to submittal to DEQ. Upon approval, the Contractor shall submit the DEQ Construction General Permit Registration Statement and applicable fee to DEQ. The Contractor may begin LDA's once a DEQ Construction General Permit coverage letter has been received. No LDA's shall commence without an approved SWPPP and DEQ-issued CGP coverage. The Contractor shall be responsible for terminating permit coverage once the project site has reached final stabilization and verified by the Inspector and Contracting Officer. Final Stabilization is defined in 9 VAC 25-880-1 as soil disturbing activities have been completed and a permanent vegetative cover has been established on denuded areas not otherwise permanently stabilized. Permanent vegetation shall not be considered established until a ground cover is achieved that is uniform, mature enough to survive, and will inhibit erosion.

#### **8.1.5. PROHIBITED ILLICIT DISCHARGES:**

The Contractor shall ensure no illicit discharges occur at the project site. An "illicit discharge" is any non-stormwater discharge to the storm drain system, except as expressly allowed by JBLE-Eustis' VPDES permits, the project-specific VSMP General Permit for Discharges of Stormwater from Construction Activities, and/or a discharge approved in writing by JBLE-Eustis. Water from firefighting, hydrant flushing, and A/C condensate are not considered illicit discharges. Examples of illicit discharges include, but are not limited to, the following:

- Dumping of trash or debris
- Disposing of vehicle/equipment maintenance fluids into a storm drain
- Leaking dumpsters flowing into a storm drain inlet
- Pouring paints, stains, hazardous materials into a storm drain
- Cleaning paint brushes/applicators in or near a storm drain
- Allowing wash waters with soaps, detergents, or paint debris into a storm drain inlet
- Washing silt, sediment, concrete, cement or gravel into a storm drain
- Allowing uncontrolled release of sediment into a storm drain inlet
- A measurable flow during dry weather that contains any other pollutants

#### **8.1.6. WASTEWATER:**

The Contractor shall ensure all wastewater generated during construction operations is managed in accordance with local, state, and federal regulations. The 733 CES/CEIE Water Program Manager shall be contacted prior to any discharge of wastewater to the environment.

### **9.1. HAZARDOUS MATERIALS MANAGEMENT**

#### **9.1.1. Hazardous Materials Usage and Reporting:**



In compliance with AFMAN 32-7002 *Environmental Compliance and Pollution Prevention* dated 4 Feb 2020, all Contractors are required to report the usage of all hazardous materials to the Federal Government for all projects and contracts including service contracts executed on JBLE-Eustis. In accordance with FAR Clause 52.223-3, each offeror (Contractor) must provide the Contracting Office with a list of proposed HAZMAT that it plans to use on the installation during the performance of the contract. In accordance with AFFARS Clause 5352.223-9303, Contractors must obtain Air Force authorization prior to using HAZMAT on an Air Force installation, and must report usage data to the HAZMART.

Hazardous materials are any substance defined by OSHA as a hazardous substance requiring a Safety Data Sheet (SDS). Hazardous materials that need to be reported include but are not limited to chemicals, paints, thinners, sealing compounds, strippers, glues, solvents, all petroleum products including oils, hydraulic fluids, and fuels stored on-site (fuels in vehicles are exempt), pesticides, adhesives, acids, flammables, corrosives, oxidizers, compressed gases (such as but not limited to oxygen, acetylene, propane, flammable and non-flammable gases), all aerosols, and all materials containing hazardous substances.

For contracts for six months or longer, the Contractor will assign a hazardous material POC who will be trained and establish an account in the Enterprise Environmental Safety and Occupational Health – Management Information System (EESOH-MIS). The Contractor shall request the proposed usage of all Hazardous Materials by submitting a request in the EESOH MIS software online for each hazardous material and shall submit a copy of the SDS for each item to the EESOH MIS system online prior to bringing the items on the installation. The Contractor shall submit the information for each item within 10 days after award of the contract or project and/or not less than fourteen calendar days prior to bringing the items on the installation. The Contractor shall submit this information as soon as possible for short notice contracts or projects. An electronic version of the Contractor Hazardous Material Worksheet can be obtained through the Project Manager or 733 CES/CEIE.

Contact the Hazardous Material Program Manager for guidance via email at [usaf.jble.733-msg.list.ced-ee-p2-procurement@mail.mil](mailto:usaf.jble.733-msg.list.ced-ee-p2-procurement@mail.mil).

After the project starts, monthly usage information will be provided to the CO who will in turn provide this information to the Project Manager who will in turn provide it to 733 CES/CEIE. Attachment 3 (Monthly Report for HAZMAT) of this section will be used to report monthly usage. For contracts/projects exceeding six months, this form is required to be filled out on a monthly basis. For contracts less than six months, this form is required at the beginning and upon completion of work.

If there are any questions on how to fill out the Contractor Hazardous Material Worksheet or the monthly report, contact the JBLE-Eustis HAZMART at 757-878-2781 Monday thru Friday between the hours of 0730-1630 or visit them at:

JBLE-Eustis HAZMART  
1205 Taylor Road  
Fort Eustis, VA

#### **9.1.2. Hazardous Materials Management Process (HMMP):**

The JBLE-Eustis HMMP team will meet on an as-needed basis to review the Contractor Hazardous Material Worksheets and SDSs to ensure there are no concerns with the chemicals being used and/or stored on the installation. If there are concerns about any chemicals and if

it is determined that the Contractor plans to use an extremely hazardous chemical on JBLE-Eustis, the HMMP team will notify the Project Manager and the Contracting Officer (CO) who will in-turn notify the Contractor of JBLE-Eustis' concern. The Contractor will not bring any extremely hazardous chemicals on JBLE-Eustis or any other chemicals that the HMMP team determines cannot be used on JBLE-Eustis. The HMMP team will also notify the Project Manager if all hazardous materials are authorized for use.

If the Contractor requires additional hazardous materials not previously submitted for approval, they shall submit the request as stated above seven days prior to bringing the item on the base.

**NOTE:** If it is determined at any time that hazardous materials are on site that were not reported in advance, the CO will be notified and the project can be stopped until the materials are submitted as stated above.

### **9.1.3. Hazardous Material Storage:**

Hazardous materials will be managed properly at all times while on JBLE-Eustis. This means containers will be in good condition and will be properly labeled with the contents and hazard class (flammable, corrosive, oxidizer, etc.) at all times. Containers will be closed at all times when not in use. Hazardous materials shall be kept under cover to protect them from the elements and to prevent stormwater runoff contamination. Tanks and 55- gallon liquid drums shall have secondary containment sufficient to hold 110% of the total capacity of the container. Gas cylinders shall be maintained in the upright position with caps on and secured with chains and locks to prevent tampering and from falling over. Gas storage areas will have signs indicating what type gases are stored in the area (i.e. flammable, oxidizer, non-flammable, etc.). NO SMOKING signs will be posted in all hazardous materials storage areas. In addition, all hazardous materials will be segregated in storage according to compatibility (i.e. flammables will not be stored with corrosives, corrosives will not be stored with oxidizers, flammable gases will not be stored with flammable liquids, etc.). JBLE-Eustis is subject to inspections at any time from outside agencies (EPA, Virginia Department of Environmental Quality and OSHA), any violations by the Contractor will be the responsibility of the Contractor and any fines associated with the violations will be resolved at the Contractor's expense.

### **9.1.4. USE OF RECYCLED-CONTENT PRODUCTS (GREEN PROCUREMENT):**

Whenever the potential for use of non-recycled content products exists during the construction stage of the project, the Contractor shall incorporate in this project, as a substitute, recycled-content products that are listed and identified in EPA's Comprehensive Procurement Guideline (CPG) Program for recycled-content products.<sup>1</sup> The Contractor shall use recycled-content products as required by EPA and other governmental agencies and Federal Acquisition Regulation (FAR) clauses.

The CPG program is authorized by Congress under Section 6002 of the Resource Conservation and Recovery Act (RCRA) (42 U.S. Code 6962) and mandates that the Federal Government use recycled-content products in the construction and/or renovation of facilities. It is the intent of the Federal Government to comply with the EPA requirement 100% of the time and use as many of the applicable listed recycled-content products as feasible and economically practical. The Contractor shall consider this a standard requirement for all aspects of the project construction.

The recycled-content products listed in the CPG can be found on EPA's website.<sup>2</sup> These products are also listed in Attachment 4 (Contract Submittal and Contractor Reporting Form). This list is subject to change at any time, so it is the Contractor's responsibility to be aware of any updates or additions.

Such products shall also comply with the requirements of EPA's Consolidated Recovered Materials Advisory Notice (RMAN). The RMANs recommend recycled-content ranges for CPG products based on current information on commercially available recycled-content products. The recommended recovered materials content percentage can be obtained by clicking on the product on the website.

Before starting the project, the Contractor shall complete Attachment 4 indicating the items he or she plans to use. The Contractor will provide this to the Contracting Officer and the Project Manager. Upon completion of project construction, the Contractor shall complete the form again. At this time, the Contractor shall indicate the use and non-use of products that are contained in the CPG, and shall list the recycled-content percentage for the applicable item. In each instance where a recycled-content construction product is not used, the Contractor shall provide to the Contracting Officer (or his/her designated representative) and the Project Manager a completed Exemption Form, Attachment 5 (Recovered Materials Determination Form).

The Contractor shall complete this form for all items for which he or she desires an exemption from the Green Procurement Program for Recovered Materials that are being procured. Exemptions can only be taken if all of the following conditions are met:

- The item is not available within a reasonable period of time
- Item fails to meet a performance standard in the specifications, and
- The item was only available at an unreasonable price i.e., the recycled-content product costs more than the non-recycled content product.

The fourth reason on the Recovered Materials Determination Form (i.e., the item is not available from two or more sources), does not apply to construction/renovation Contractors as the Federal Government will not prescribe where you can get your materials from. The Contractor shall provide specific reasons why an item is exempt, and shall furnish supporting documentation.

The Contractor will sign the completed Attachment 4 form as the "Procurement Originator," which will also be signed by the 733 CES/CEN Flight Chief. The form(s) will be kept in the project folder indefinitely.

#### **10.1. ENVIRONMENTAL RESTORATION PROGRAM (ERP) REQUIREMENTS:**

*[Include only if work is in ERP site area. Ensure drawings define ERP boundaries and monitoring well locations]* **Appropriate, additional guidance will be provided if project is on or near an ERP site.**

The Air Force Civil Engineer Center (AFCEC) CERCLA Administrative Record Search website provides a means to search and review public documents regarding environmental testing and sampling conducted at Air Force installations. These documents form the basis for environmental response actions and demonstrate the public's opportunity to participation and comment on the selection of the response action. AFCEC continuously updates the administrative record for each installation until the remedy selection documentation is complete. The documents are available at the link below.

<https://ar.afcec-cloud.af.mil/>

Select "Continue to site" In the Installation Lit scroll down and select "Fort Eustis, VA"

The website will then display JBLE-Eustis Sites, Operable Units and Records of Decisions

Select the site of interest and then select “Search” The website will then display all the document available that have any reference to the site.

**10.1.1. Work on or near a JBLE-Eustis Environmental Restoration Program site:**

Work must be coordinated with the JBLE-Eustis Restoration Office. This is normally accomplished through the 733 CES/CEIE Environmental Impact Analysis Process (EIAP), which include review of AF Form 322 (Base Civil Engineer Work Request) and/or AF813 (Request for Environmental Impact Analysis) review process. Work on or near Military Munitions Response Program sites require unexploded ordnance (UXO) training for on-site workers and on-call or onsite UXO support.

**10.1.2. Site Safety:**

Site summaries/descriptions are furnished with this contract to familiarize personnel with the potential hazards associated with construction and demolition work at ERP sites. The 733 CES/CEIE EIAP documentation (i.e. AF332, AF813 or other level of analysis), will inform contract workers of potential hazardous exposures from working at ERP sites, and that the appropriate precautions are followed to minimize hazards to human health and the environment. Personnel working at these sites shall have 40-hour HAZWOPER Training. At least one individual on site should have completed the OSHA 8-hour supervisor training course. The plans must identify the boundary of these ERP sites. To perform work at these sites, the Contractor must have a Health and Safety Plan and Hazardous Waste Disposal Plan for proper disposal of all regulated materials generated during execution of this project.

**10.1.3. Monitoring Wells:**

There may be several monitoring wells installed in and around the proposed construction area. Site maps and construction drawings provide the location of these wells. The Contractor shall take all precautions to prevent any damage to wells. If the wells and associated structures are damaged during the project, the Contractor shall coordinate with the JBLE-Eustis Restoration Office for requirements for repair/replacement. All damages are the contractors responsibility and at no additional expense to the Federal Government. Contractor shall dispose of all regulated materials during repair of the damaged structures and remove any free product as required by VDEQ regulations.

**10.1.4. Additional Excavation:**

Prior to any excavation beyond the immediate area or boundary of the construction site, the Contractor shall coordinate with 733 CES/CEIE and obtain the Contracting Officer’s approval.

**11.1. SOIL SUPPORT PROGRAM (SSP) ACCEPTABILITY:**

The soils obtained from off-base sources shall meet the criteria outlined below. The soils generated during construction project excavation will be collectively referred to as “soil media.” Soil media is not inherently waste-like, but it may contain waste-like materials, including contaminants associated with historical operations at the site. Given the base history of operations, the Contractor must make a determination as to whether the soil media is contaminated. If soil media is determined to be contaminated, then a hazardous waste determination must be made. Standard test methods are described below. Contaminated soil media shall be managed as a solid waste and removed from base in accordance with applicable requirements for disposal of solid waste. If the soil media is determined to be uncontaminated and not waste-like, then it may be disposed on site in an environmentally sound manner or disposed of at an approved landfill.

#### **11.1.1. Contaminated Soil and Free Product:**

Any material (soil) that is suspected of containing petroleum products shall be reported to the Contracting Officer or his/her designated representative. If discovered, the Contractor shall mitigate any potential threat to the workers, public and environment. The area that will be disturbed under this contract has the potential to have free product migrate into and under the construction site. Comply with VR-680 and record the quantity of any fuel removed from **[the line]**. Contaminated soil and/or free product shall not be used for backfill or removed from the base without written approval from the Contracting Officer. Once removal is approved, Contractor shall dispose of material under guidance of the Hazardous Waste Manager (733 CES/CEIE). All hazardous waste manifests shall be prepared by the Contractor and shall be coordinated, approved and signed by Hazardous Waste Manager (733 CES/CEIE) prior to removal of such waste from the base.

#### **11.1.2. Clean Soil:**

Projects requiring clean soil, including but not limited to topsoil and backfill materials, to be brought onto JBLE-Eustis or relocated within base property must meet minimum standards based on results of physical (geotechnical) and chemical testing. All materials will meet geotechnical specifications appropriate for the type of project being accomplished and are typically identified elsewhere in the project specifications. The intent of this section is to prevent cross contamination (i.e. planned excavation) and define clean soil based on chemical/project specifications. Soil contaminant levels shall be tested, with test procedures and results documented to ensure that only the source(s) of topsoil and/or backfill deemed to have acceptable soil contaminant levels be utilized for current and future use. The Contractor shall implement a plan and confirm the proposed source(s) of clean topsoil and/or backfill (borrow source) meet the clean soil specifications for the project. The plan should incorporate borrow source information, sampling data, and testing results. As a minimum, the Contractor shall meet the following standards:

**11.1.2.1. Borrow Source.** The Contractor shall provide detailed borrow source information (e.g., location, owner, operator, past and current land use, previous chemical testing results) at the point of planned excavation to 733 CES/CEIE to determine chemical testing requirements. The Contractor shall also submit a certification stating the materials contain no asbestos, no gross contamination have been discerned by visual or olfactory observations, and no spills of a listed hazardous waste (40 CFR 261) have occurred at the borrow site. If previous chemical testing results exist and are provided, 733 CES/CEIE will evaluate those results to determine if they are sufficient and the proposed borrow soils meet clean soil requirements. If testing is incomplete, 733 CES/CEIE will review borrow source information to determine chemical sample requirements.

**11.1.2.2. On-base Soil Sources.** Unless otherwise provided in the contract, the Contractor shall bear all expenses of developing the source. For the site where soil is reclaimed from Federal Government land, the Contractor may be required to perform final grade and seeding according to project requirements.

**11.1.2.3. Excess Soil Work.** Acceptable excess soil shall be delivered to the designated location(s) following approved haul routes. For the site where excess soil is deposited on Federal Government land, the Contractor may be required to perform final grade and seeding according to project requirements.

### **11.1.3. Sample Plan:**

At least one composite sample (6-8 grabs) for each undisturbed borrow source would be taken from the original point of excavation and required for each 5,000 CY of soil. For soil taken from disturbed borrow sources, samples are required for each 1,000 CY of soil. The nature of the borrow source is to be considered when determining the quantity and depth of the samples. Additional samples may be required to adequately characterize the proposed borrow source (i.e. laterally and vertically). The Contractor shall submit a Sample Plan (to include site map, excavation area, location and depth of samples) for 733 CES/CEIE review and approval.

### **11.1.4. Chemical Testing Standards:**

The analysis must be performed by an accredited or certified laboratory approved by the U.S. Environmental Protection Agency and the State of Virginia (e.g., Environmental Laboratory Accreditation Program [ELAP], Virginia Environmental Laboratory Accreditation Program [VELAP]). Submit a copy of the chain of custody and complete validated report of analysis to 733 CES/CEIE for review and approval 30-days prior to use of any borrow soils. Chemical testing of any borrow source will include sampling for the following suite of contaminants (test requirements may be reduced based on borrow source information):

- Total Petroleum Hydrocarbons (TPH) to include Gasoline Range Organics (GRO) and Diesel Range Organics (DRO);
- Volatile Organic Compounds (VOCs) [EPA method 8260B] to include Benzene, Toluene, Ethylbenzene, and Xylene (BTEX);

The soil support test suite shall also include unless generator knowledge suggests otherwise:

- Semi-volatile Organic Compounds (SVOCs) [EPA method 8270];
- Pesticides [EPA method 8081A];
- Polychlorinated Biphenyls (PCBs) [EPA method 8082];
- Target Analytic List (TAL) metals (including Mercury) [EPA method 6010B/7470A]
- Volatile Organic Compounds (VOCs) [EPA Method 8260] other than BTEX compound reference in the preceding paragraph; and PFAS [EPA method 1633]

#### **11.1.4. Clean Soil Determination:**

Soils testing under the EPA screening levels and/or base “background” levels will be considered acceptable “clean” soil. Generally, acceptable clean soil must not exceed EPA Region III “Residential” Risk Based Concentrations (RBC) and the JBLE-Eustis background soil concentrations. For use in current and future industrial areas, EPA Region III “Industrial” RBCs may be considered but shall not exceed UTL background levels.

#### **11.1.5. Excavation and Delivery Screening:**

Common to any multiple point sampling, compo- site testing may not accurately characterize the entire site. Should contamination be detected (e.g. free product, stained soils, chemical odors) during excavation or delivery, soil operations shall be immediately discontinued pending 733 CES/CEIE notification and resolution. Additional soil testing and screening may be required to determine if continued use of the borrow site is acceptable.

#### **11.1.6. Material Physical Characteristics:**

All soil obtained from sources within or outside the limits of Federal Government-controlled land shall meet the physical characteristics as defined in project specifications.

#### **11.1.7. Red Imported Fire Ants (*Solenopsis invicta*):**

Contractors shall comply with the provisions of the Federal Imported Fire Ant Quarantine/Virginia’s Imported Fire Ant Quarantine. JBLE-Eustis exists within Virginia’s Imported Fire Ant Quarantine area. The following articles regulated by Virginia’s Imported Fire Ant Quarantine shall not be brought onto JBLE-Eustis if the source of the article is within the current quarantine area:

- All soils (potting soil is exempt if commercially prepared, bagged, and in original containers).
- Grass sod.
- Plants with roots or rhizomes with soil attached.
- Hay and straw including pine straw.
- Mulch, logs, and pulpwood.
- Any life stage of imported fire ant.

Soil-moving/soil-excavating equipment (ie, earth-moving equipment including [but not limited to] backhoes, bulldozers, skidders, hand shovels, etc) stored or maintained at locations within quarantine area must be free of soil prior to accessing the installation. Contractor shall provide documentation that the equipment is free of soil and fire ants before accessing the installation. Such equipment used on JBLE-Eustis must be free of soil prior to leaving the installation. Contractors shall document this in writing to the JBLE-Eustis Installation Pest Management Coordinator prior to leaving the installation.

In unique situations where the above regulated articles are required but cannot be obtained

from locations outside the quarantine area, the contractor shall enter into a compliance agreement with Virginia Department of Agriculture & Consumer Services (VDACS) in accordance with Virginia Code/policy and meet respective protocol requirements. A copy of this agreement and all related required documentation shall be provided to the JBLE-Eustis Installation Pest Management Coordinator (IPMC) prior to movement of such articles onto the installation.

Red Imported Fire Ants have been documented on JBLE-Eustis. Contractors that must remove any of the regulated articles noted above from JBLE-Eustis must enter into a cooperative agreement with VDACS and meet related protocols and provide copies of this agreement and all related required documents to the JBLE-Eustis IPMC prior to removal of such articles.

## **12.1. TREE PROTECTION, PRESERVATION, AND PLANTING**

### **12.1.1. Tree Protection:**

Trees take generations to mature, yet they can be irreparably damaged or killed within seconds, or subjected to conditions which may take five to ten years to kill them. Improper planting may result in short-term death, structural failure, or a long-term senescence. Most situations can be prevented. 18 USC 1852-53 makes it illegal to damage, injure, remove, sell, or dispose of trees owned by the Government without consent from the USACE or the installation forester.

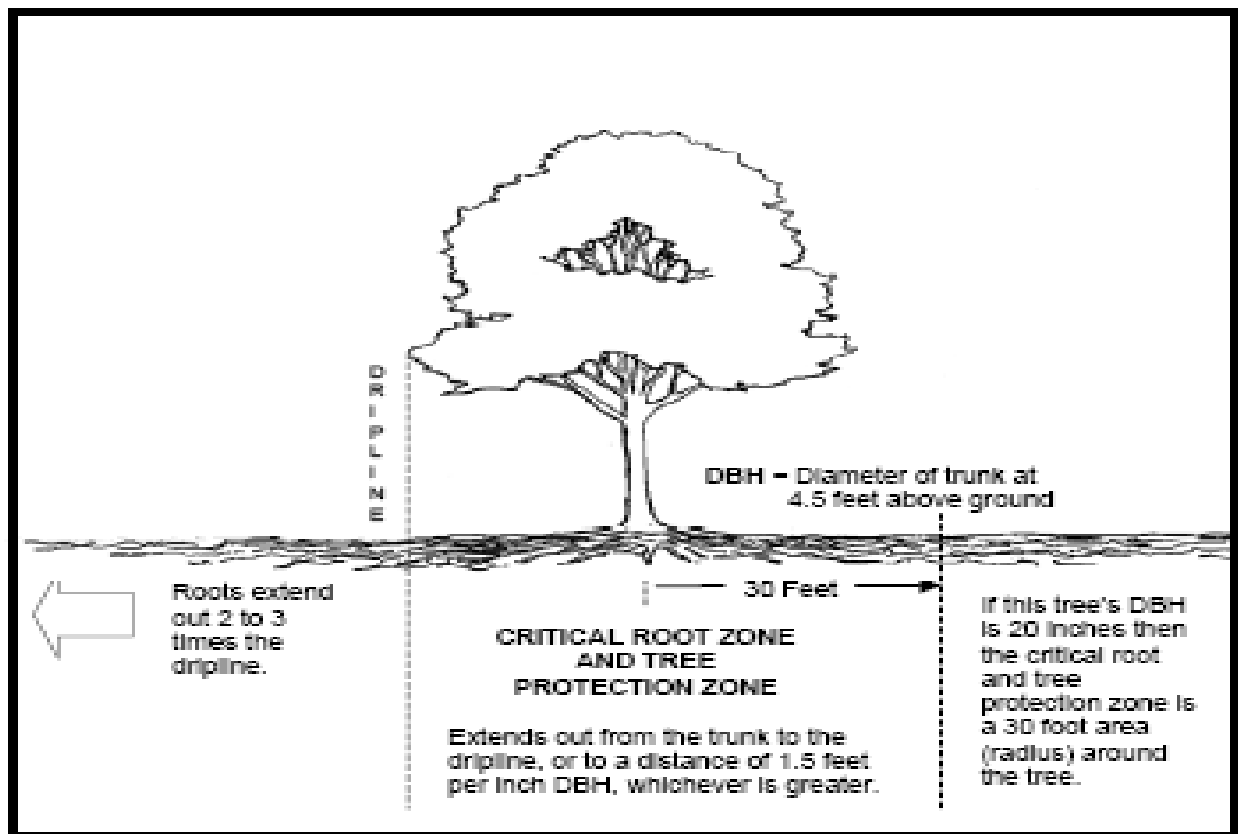
### **12.1.2. Trees contribute:**

Because trees contribute so much to our quality of life and because they can be a potential liability, they must be actively conserved, wisely selected, well placed, well planted, routinely maintained and constantly protected. One of the most critical steps in planning for trees and cost-effective ways of managing trees is to maintain adequate growing space for each tree's roots, trunk and crown throughout the tree's life. Remember that as a tree gets older it gets larger and the growing space it requires increases accordingly.

### **12.1.3. Existing Trees:**

For existing trees, there is a minimum amount of area, above (for the trunk and crown) and below ground (for soil health and the root system) that is required to protect trees and preserve tree health. This area has been identified as the critical root zone (CRZ) or tree protection zone (TPZ) by various experts and is generally agreed to be equivalent to the soil area below ground and the space above ground defined by the tree's drip line, or the greatest extent of the branches. This is depicted in Figure 1:





**Figure 1. Location of the Critical Root Zone and Tree Protection Zone**

#### **12.1.4. Small Trees:**

However, for small trees, newly planted trees, and trees with narrow crowns, the dripline defines an area that is too small for proper protection. Therefore, it is best to define both the critical root and tree protection zones as the circular area above and below ground with a radius equivalent to the greater of 6 feet or 1.5 feet for every inch in trunk diameter at 4.5 feet above the ground. For example, a tree with a trunk diameter (dbh) of 20 inches has a CRZ and TPZ of 30 feet (20 inches x 1.5) around the tree. While the radius of the CRZ (and TPZ) is 30 feet, the diameter of the entire CRZ (and TPZ) is 60 feet.

Guide to Working around Trees –  
How Trees Are Damaged During Construction

#### **Above Ground Physical injury to the trunk and crown**


Construction equipment can injure the above-ground portion of a tree

- Breaking Branches
- Tearing the Bark
- Wounding the Trunk
- These injuries are permanent, and if extensive, can be fatal.

### **Below Ground Physical injury to the trunk and crown**

- Soil compaction in the root zone
- Severing of roots
- Smothering roots by adding soil
- Split and broken branches
- New exposure to wind and sunlight

The roots of a tree will extend far from the trunk and will be found mostly in the upper 18 inches of the soil.



### **Soil compaction**

An ideal soil for root growth and development is about 50% pore space. These pores, the spaces between soil particles, are filled with water and air. The heavy equipment used in construction compacts the soil and can dramatically reduce the amount of pore space. This not only inhibits root growth and penetration but also decreases oxygen in the soil that is essential to the growth and function of the roots.

Developed from:

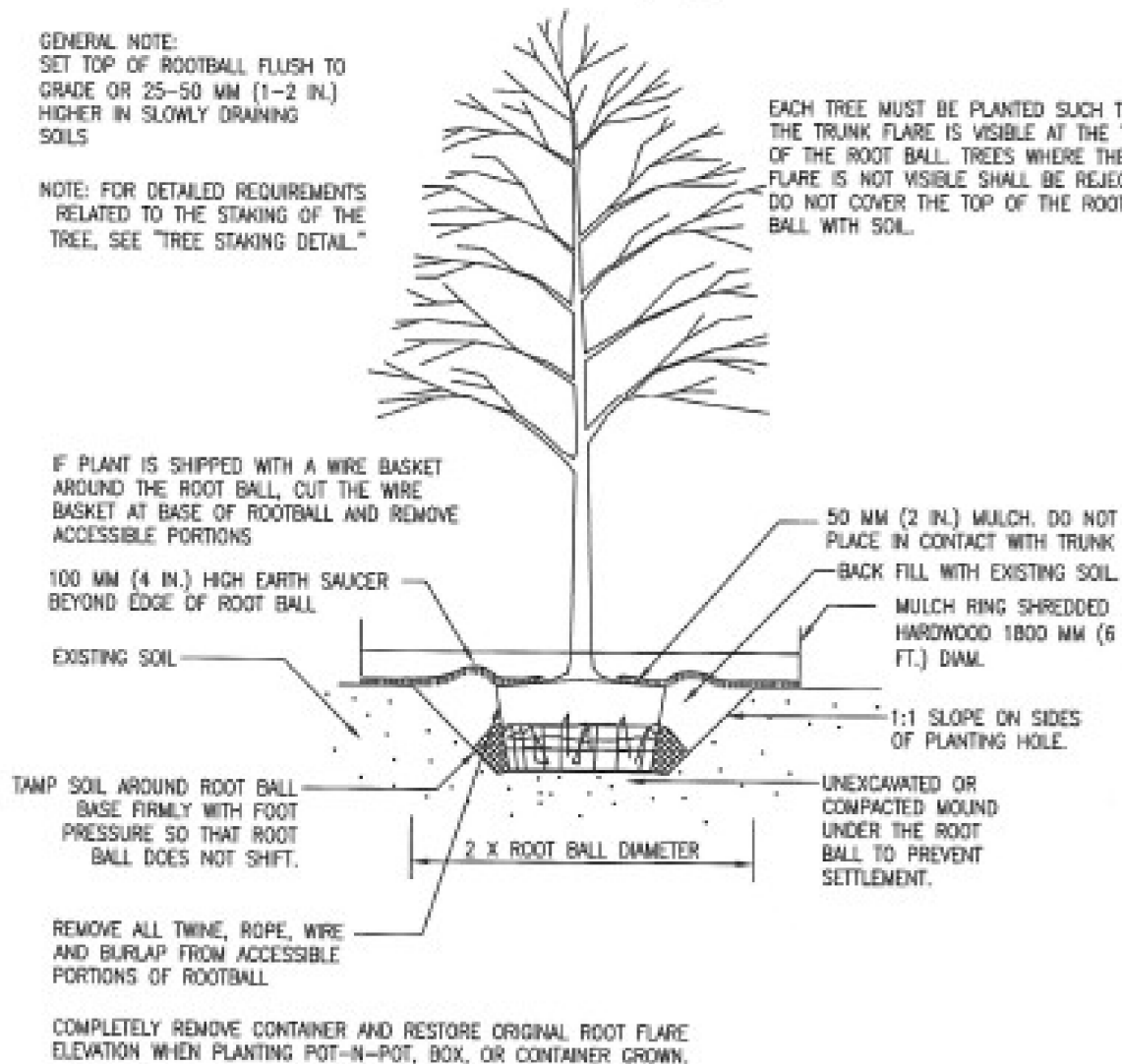
## INTERNATIONAL SOCIETY OF ARBORICULTURE

INTERNATIONAL SOCIETY OF ARBORICULTURE  
1400 WEST ANTHONY DRIVE  
CHAMPAIGN, IL 61821  
(217) 355-9411  
(217) 355-9516 FAX

GENERAL NOTE:  
SET TOP OF ROOTBALL FLUSH TO  
GRADE OR 25-50 MM (1-2 IN.)  
HIGHER IN SLOWLY DRAINING  
SOILS

NOTE: FOR DETAILED REQUIREMENTS  
RELATED TO THE STAKING OF THE  
TREE, SEE "TREE STAKING DETAIL."

EACH TREE MUST BE PLANTED SUCH THAT  
THE TRUNK FLARE IS VISIBLE AT THE TOP  
OF THE ROOT BALL. TREES WHERE THE TRUNK  
FLARE IS NOT VISIBLE SHALL BE REJECTED.  
DO NOT COVER THE TOP OF THE ROOT  
BALL WITH SOIL.



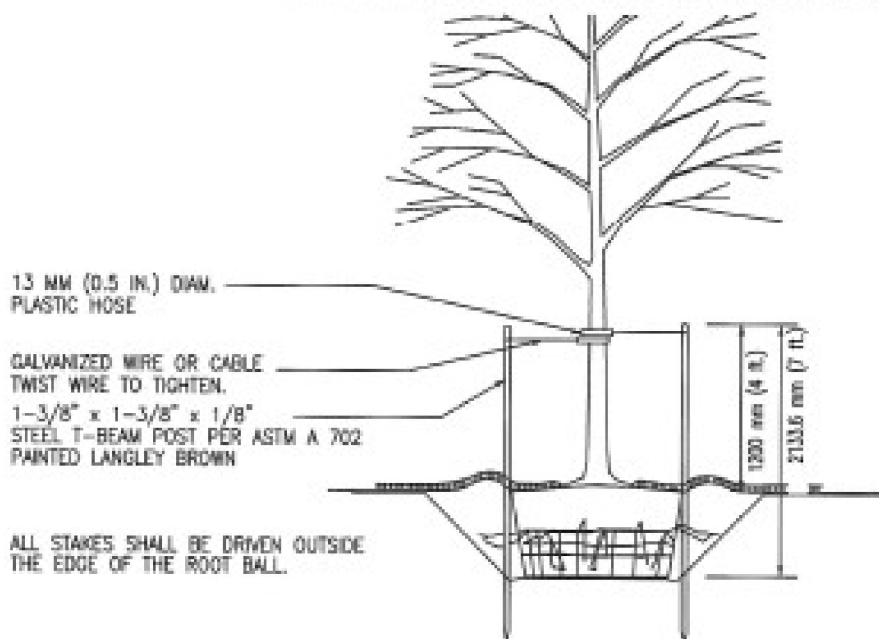
DEVELOPED FROM:  
**INTERNATIONAL SOCIETY  
OF ARBORICULTURE**

INTERNATIONAL SOCIETY OF ARBORICULTURE  
1400 WEST ANTHONY DRIVE  
CHAMPAIGN, IL 61821  
(217) 355-9411  
(217) 355-9516 FAX

WIRE OR CABLE SIZES SHALL BE AS FOLLOWS:  
TREES UP TO 65 MM (2.5 IN.) CALIPER - 14 GAUGE  
TREES 65 MM (2.5 IN.) TO 75 MM (3 IN.) CALIPER - 12 GAUGE

TIGHTEN WIRE OR CABLE ONLY ENOUGH TO KEEP FROM SLIPPING. ALLOW FOR SOME TRUNK MOVEMENT. PLASTIC HOSE SHALL BE LONG ENOUGH TO ACCOMMODATE 35MM (1.5 IN.) OF GROWTH AND BUFFER ALL BRANCHES FROM THE WIRE.

TUCK ANY LOOSE ENDS OF THE WIRE OR CABLE INTO THE WIRE WRAP SO THAT NO SHARP WIRE ENDS ARE EXPOSED.

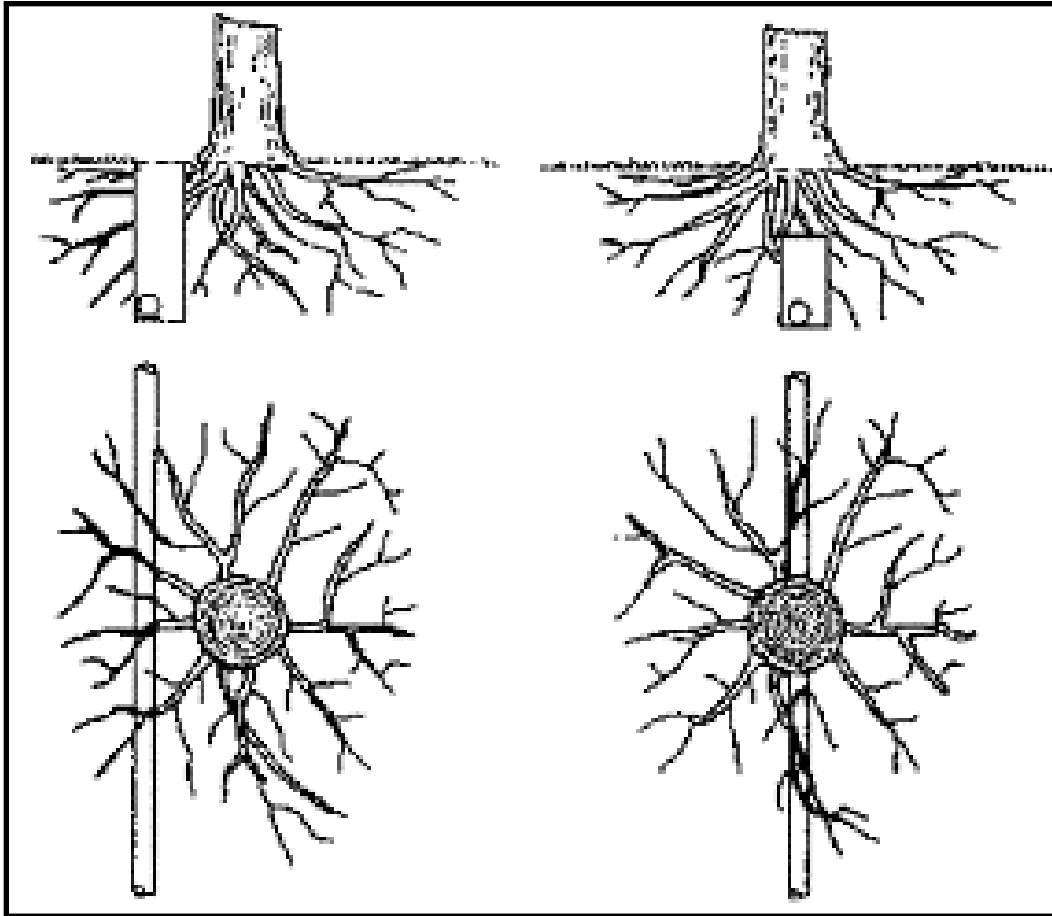


ASSURE THAT THE BEARING SURFACE OF THE PROTECTIVE COVERING OF THE WIRE OR CABLE AGAINST THE TREE TRUNK IS A MINIMUM OF 12 MM (0.5 IN.).

REMOVE ALL STAKING AS SOON AS THE TREE HAS GROWN SUFFICIENT ROOTS TO OVERCOME THE PROBLEM THAT REQUIRED THE TREE TO BE STAKED. STAKES SHALL BE REMOVED NO LATER THE END OF THE FIRST GROWING SEASON AFTER PLANTING.

### 12.1.5. Tree Protection Zone Structures:

- Chain link fence – 48-inch minimum height
- Snow/Sand fence – 48-inch minimum height
- Safety fence – 48-inch minimum height



### Cutting of roots

The digging and trenching that are necessary to construct a structure and install underground utilities will likely sever a portion of the roots of many trees in the area. It is easy to appreciate the potential for damage if you understand where roots grow. The roots of a mature tree extend far from the trunk of the tree. In fact, roots typically will be found growing a distance of 1-3 times the height of the tree. The amount of damage a tree can suffer from root loss depends, in part, upon how close to the tree the cut is made. Severing one major root can cause the loss of 5-20% of the root system. Tree death due to severing of critical roots is generally not immediately apparent. Contractors who destroy trees as a result of cutting critical roots, will be responsible for re- moving and/or replacing the tree with another of similar size and quality.

## 13.1. COMPLYING WITH WETLAND REGULATIONS

### 13.1.1. Project Compliance:

733 CES/CEIE is not responsible for project compliance with federal, state and local wetland regulations. It is incumbent upon design and contracting personnel and contractors to determine wetland permitting and mitigation requirements. This process begins with the preparation of the DD 1391 and DD 813 routed for coordination through CEIE. CEIE shall determine whether permits are required based on the AF 813 and supporting documentation.

The contractor/contractor's consultant shall consult with CEIE regarding existing wetland delineation data. The contractor/contractor's consultant may be required to delineate, or have delineated, the affected wetlands in accordance with USACE specifications.

**13.1.1. A Joint Permit Application (JPA):**

This is used to apply for permits, for work in the waters of the United States (including wetlands) within Virginia. Such work may include (but not limited to) construction, dredging, filling, excavation or crossings in waters or wetlands.

**13.1.1.1.** There are 2 types of JPAs that can be submitted to the Virginia Marine Resource Commission (VMRC) for construction, dredging, filing, excavation, and crossings of wetlands. The Tidewater JPA may be used for most activities occurring within the tidewater area of Virginia and must include Endangered Species Act and Essential Fish Habitat effect determinations completed by the contractor. The Standard JPA must be used for any activity requiring dredging or excavation of wetlands. All JPAs are submitted to VMRC who distributes them to the other regulatory agencies. Allow at least 90 days for the acquisition of a wetlands permit.

**13.1.1.2.** The contractor shall submit draft JPA (with all required supporting documentation) to the Natural Resources Program Manager for review and CES Director's signature on the JPA.

**13.1.1.3.** All wetlands permitting requirements shall be completed prior to the start of construction activities with application and permit fees paid by the contractor.

**13.1.1.4.** Contracts, specifications and bid documents/advertisements will clearly indicate that it is the Contractor's responsibility to determine and verify the presence and location of jurisdictional wetlands, prepare joint permit applications, obtain permits, and perform necessary consultations on behalf of 733 CES.

**13.1.1.5.** The approved permit must be read by both Contractor and Federal Government representatives. The majority of permits approved will have conditions specific to the permitted project and such conditions must be adhered to.

### **13.1.2. Occupying Wetlands:**

**13.1.2.1.** Prior to performing any work on the project, the areas of wetland will be identified and marked by the contractor or USACE. All personnel of the contractor shall be alerted to these designated areas.

**13.1.2.2.** The contractor shall not impact any wetland or waterway, whether it be permanently or temporarily unless otherwise stipulated in a wetland permit. No fill material shall be placed in wetlands without a wetland permit. Fill material includes but is not necessarily limited to trees, tree debris, other vegetation or vegetation debris, soil, sand, refuse, concrete, or any human-generated debris.

**13.1.2.3.** If a contractor must impact a wetland or waterway not previously described in EIAP, the contractor will cease work on that portion of the project until wetland regulatory agencies have been contacted, JPA has been submitted and applicable permits have been obtained and reviewed by CEIE.

**13.1.2.4.** If the contractor impacts any wetland or waterway not covered under a wetland permit, they shall be responsible for restoring the wetland areas and possibly mitigating the wetland impacts to the full satisfaction of the regulatory agencies, which could include monetary compensation. The contractor must report accidental or negligent wetland impacts to the CE PM and CEIE immediately upon observation.

**13.1.2.5.** The cost of restoration and mitigation of the impacted areas shall be at no additional cost to JBLE-Eustis.

### **13.1.3. OTHER NATURAL RESOURCE CONSIDERATIONS:**

While working on JBLE-Eustis, contractors will respect all other natural resources including habitats and wildlife. No existing habitats will be altered or disturbed without prior coordination with the Government project manager or respective CEIE. At no time will the contractor or its employees kill, injure, harass, collect or capture any game or non-game wildlife or, other fauna flora (including invertebrate organisms, frogs, toads, other amphibians, reptiles, birds, bird eggs, bird nests, bird feathers or other parts), or plants. Issues concerning wildlife will be directed to the respective CEIE. No trees or timber products shall be altered or cut down, and no timber or other forestry products shall be removed from the installation without CEIES approval. Generally speaking, trees are not cut during to 1 June – 31 July to comply with Section 7 consultations under the Endangered Species Act even when tree removal is approved. However, this time of year restriction for tree cutting may be expanded back to a period of April 15 – September 15 pending changes to US Fish & Wildlife Service policy. Additionally, tree cutting may require a timber cruise and forest product sale. Contractors involved with tree cutting/removal shall consult with the respective CEIE staff forestry for conditions of removal and/or sale. to confirm the time of year restrictions as well as whether the timber should be sold to compensate the Government.

### **14.1. CONFORMANCE WITH ENVIRONMENTAL MANAGEMENT SYSTEMS:**

The Contractor shall perform work under this contract consistent with the relevant policy and objectives identified in JBLE-Eustis' Environmental Management System (EMS). The Contractor shall perform work in a manner that conforms to all appropriate Environmental Management Programs and Operational Controls identified by the JBLE-Eustis EMS. In the case

of a non-compliance, the Contractor shall respond and take corrective action immediately. In the case of a nonconformance, the Contractor shall respond and take corrective action based on the time schedule established by the EMS Site Coordinator. In addition, the Contractor shall ensure that their employees and subcontractors are aware of the roles and responsibilities identified by the EMS and how these requirements affect their work performed under this contract.

All on-site Contractor personnel shall complete yearly EPA sponsored environmental training specified for the type of work conducted on-site. Upon inclusion in the contract Statement of Work, the Contracting Officer's Representative will verify that all contractor personnel have acquired EMS Awareness Training IAW AFI 32-7001, section 5.7 at their appropriate site or location. The JBLE-Eustis EMS Awareness Training is incorporated into the Environmental Management Awareness and Competency (EMAC) Training is provided through The Environmental Awareness Competency Hub (TEACH) website at <https://usaf.learningbuilder.com>, open in either Chrome or Edge, Internet Explorer is not supported. Instructions follow:

### **Step 1: Log-in for the first time:**

Select "Register for an Account"

If no error message, THEN: Enter your First and Last Name, Email Address and Password on the "Register for an Account" screen.

If you receive an error message your email is registered in the system, "The email address you provided is already in the system." THEN:

Select the note that states to "reset your email" or return to the main screen; select "Forgot your password"

### **Step 2: Enter Account details:**

If you created your own account, THEN follow the screen prompt to Enter Account details (notes are below)

If your email address was already in the system, THEN: Select "My Account" on the Top Right Hand side of the website, select "Enter Demographics" (notes are below)

ESOHTN Unclaimed Account (if applicable): Enter email address related to your ESOHTN account. Note only records from 2013 were imported into TEACH.

Employee Type: Civilian, Air National Guard, Reserves, etc. (Drop-down list) Position Series: Select the top level group.

Job Focus Tasks: Select closest to what describes your duty title/additional duties.

Installation: Select the base that closest matches, PSUs shall select the nearby installation other: Enter Wing/Group/Squadron.

### **Step 3: Take a Course & Print Certificate**



On the Home screen, My Transcripts Tab should be available (*account details/demographics must be complete*)

Select “My transcripts” – select “Search for a Course”

Find/Select “+ Select” next to the course required (List can be filtered, if desired) or

(\*Note: ESOHTN courses cannot be selected, viewed or re-taken)

(\*Note: If a new window does not open – the course will be listed on the “My Transcripts” page – select the button next to the course)

Select “Go To Course”, when finished, select the “X” on the window to close the course.

Complete the Evaluation to received credit for the course – Select “Evaluate Course” – Complete Evaluation by selecting “submit” on the form.

For a Certificate of Completion: In “My Transcripts” find the course name completed, select the “gear icon” – select “View Certificate”

(\*Note: If the gear icon is not available – the course evaluation was not completed)

(\*Note: Certificate does not open in a new window – ensure you select the back button in the browser)

(\*Note: ESOHTN *attendance records from 2013* were imported into TEACH)

You may choose to end your session after completing the training by logging out. The next time you enter the site, you will login by typing the username and password that you just created.

## **15.1. CULTURAL RESOURCE PROTECTION:**

### **15.1.1. EXCAVATION:**

Prior to any excavation on JBLE-Eustis property Contractors are required to contact MISS Utility and the Network Enterprise Center (NEC) to have utilities marked and request any available utility maps for the project area from the 733 CES. In addition, the Contractor shall coordinate with the 733 CES/CEIE, through the CES project manager, to ensure that excavation is not occurring in known archaeological sites and to ensure the project area has been surveyed for archaeological sites and that Section 106 compliance is completed<sup>1</sup>. In the event of the inadvertent discovery of a potential archaeological material, the contractor shall immediately cease work and contact the CES project manager. The CES project manager shall immediately contact the 733 CES/CEIE Cultural Resources Manager (CRM), and take steps to secure the site. In the event of the discovery of possible human remains, the contractor shall cease work, secure the location of possible human remains, and contact the 733d Security Forces Squadron to investigate the site.

### **15.1.2. REHABILITATION:**

Prior to rehabilitation, repair or maintenance on historic facilities or; new construction, the

---

<sup>1</sup> The National Historic Preservation Act of 1966 as amended is codified at 54 USC § 300101 et seq. Nevertheless, the Advisory Council on Historic Preservation (Advisory Council) continues to reference original sections of the law, most often “Section 106” (54 USC § 306108) regarding consultation requirements and “Section 110” (54 USC §§ 306101-306107, 306109-306115) preservation responsibilities.

Contractor shall contact the 733 CES project manager, who shall coordinate with the 733 CES/CEIE CRM to assure Section 106 compliance is complete. Historic facilities are facilities that have been determined for eligible or are potentially eligible for listing on the National Register of Historic Places. All work on historic facilities shall be accomplished in accordance with the Secretary of the Interior's Standards for the Treatment of Historic Properties. There are four different standards, preservation, rehabilitation, restoration, and reconstruction. Projects conducted on Building 1611 (the Matthew Jones House) will follow the Preservation Standard. Projects on any other historic facility on JBLE-Eustis will follow the rehabilitation standard. The standards can be found at <https://www.nps.gov/tps/standards.htm>.

### **15.1.3. DEMOLITION PROJECTS:**

Prior to commencing demolition projects, the contractor shall coordinate with the 733 CES/CEIE CRM to ensure Section 106 compliance has been completed. If, during the demolition process, unknown features of potential historic interest are uncovered, the contractor shall immediately cease work and contact the 733 CES/CEIE CRM.

### **16.1. ROOF DESIGN TO MINIMIZE BIRD COLONIZATION:**

As an Air Force Installation the presence of large colonies of birds poses a hazard to the JBLE-Eustis mission. Roof design that minimizes bird colonization will reduce the frequency of aircraft impacts with wildlife and protect the life of military personnel in and around the airfield. Colonial shorebirds such as Least Tern, Killdeer, and American Oystercatcher have demonstrated an affinity for rooftop nesting on flat gravel rooftops. In order to prevent Bird Aircraft Strike Hazards, the installation of flat gravel rooftops on new buildings should be avoided. Major roof repair to existing gravel rooftops should include the removal of gravel substrate and replacement with energy efficient materials such as tar shingles, rubber, vinyl, or polyurethane materials.

#### **16.1.1. BIRD COLONIES:**

If a shorebird colony is found to be actively nesting on building during repair or replacement of an existing roof, harassment or take of shorebirds is prohibited by the Federal Migratory Bird Act. If shorebirds are present, the Natural Resources Program Manager should be contacted so that the best course of action in compliance with all State and Federal regulations can be identified.

### **17.1. INTEGRATED PEST MANAGEMENT**

#### **17.1.1. PESTICIDES:**

Pesticides constitute any substance or mixture of substances, including biological control agents, that may prevent, destroy, repel, or mitigate pests and is specifically labelled for use by the Environmental Protection Agency (EPA). Pesticides include (but are not necessarily limited to) herbicides, insecticides, fungicides, nematocides, acaricides, algaecides and rodenticides. All pest control activities and pesticide applications occurring on the installation must be approved in advance by Installation Pest Management Coordinator (staff resides in CEIE). All pest control activities and pesticide applications shall be accomplished in accordance with the JBLE-Eustis Integrated Pest Management Plan (IPMP), DoDI 4150.07 and AFMAN 32-1053. Any personnel that apply pesticides shall have current Virginia Department of Agriculture and Consumer Services (VDACS) Pesticide Applicator Certificate. Any person or business applying pesticides for compensation shall have a Virginia Pesticide Business License and proof of liability

insurance. Persons certified in the applicable categories shall make all applications. Application by Registered Technicians or persons under supervision of a certified applicator is not authorized to apply pesticides on JBLE-Eustis. The contractor shall maintain complete daily records of pesticide applications and non-chemical pest management operations by preparing a report for each pest control action or pesticide application that provides information on each bullet noted in 17.1.2. The contractor shall provide copies of VDACS Pesticide Applicator Certificates (for each individual applying pesticides), Virginia Pesticide Business License and proof of insurance liability to the respective Installation Pest Management Coordinator IAW DODI 4150.07, AFMAN 32-1053 and the JBLE-Eustis IPMP.

#### **17.1.2. PEST MANAGEMENT PROJECTS:**

All pest management projects will be submitted to and approved by the JBLE Installation Pest Management Coordinator (IPMC) prior to commencement of work. The following information will be reported for JBLE-Eustis applications in lieu of the DD form 1532 for each pesticide application:

- Location, Description, and Size of the Area Treated.
- Day/Month/Year of Application.
- Applicator Name(s), VDACS Certification #, Certification Expiration Date.
- Business and Business License #.
- Names/Address/Phone Number of Customer.
- Pesticide Product Trade Name of Pesticide Used (including active ingredient and EPA Registration #).
- Target pest(s) controlled.
- Amount of Pesticide Product Trade Name (pesticide concentrate) amount used.
- Amount of diluent used this application.
- Name(s) and total pounds of each active ingredient (AI) applied this application.
- Hours spent applying pesticide for this application.
- Hours spent using non-chemical control techniques.
- Type of application equipment used.

The above information shall be submitted in a written form (or electronic) to the Installation Pest Management Coordinator (IPMC) no later than the 5th working day following each application.

#### **17.1.3. PESTICIDE DATA MANAGEMENT SYSTEMS:**

The AF may implement new pesticide data management systems. If such new systems become required, all contracts involving pest control or require pest control as a component, shall be required to register and use such management systems.

#### **17.1.4. PERFORMING PEST MANAGEMENT:**

All Contractors performing pest management meet the requirements specified in the JBLE-Eustis IPMP. This includes implementing integrated pest management practices whereby pesticide use shall be the last option following consideration of non-chemical controls.

#### **17.1.5. APPROVED PESTICIDES:**

All pesticides must be approved for use by the Installation Pest Management Coordinator. Contractors shall provide electronic copies of pesticide labels and safety data sheets for each requested pesticide to the Installation Pest Management Coordinator. Contractors should plan for an

estimated 2 weeks for approval determination.

### **18.1. DISCREPANCIES.**

In case of a conflict or discrepancy between Installation Management regulations or laws and the contract specifications, the Contractor shall immediately submit the matter in writing to the Contracting Officer for a determination. Without such determination, any actions taken shall be at the Contractor's own risk and expense.

---

### **References:**

1. EPA Comprehensive Procurement Guidelines
2. <https://www.epa.gov/smm/comprehensive-procurement-guideline-cpg-program>
3. EPA Comprehensive Procurement Guidelines for Construction Products\_  
<https://www.epa.gov/smm/comprehensive-procurement-guidelines-construction-products>
4. EPA Consolidated Recovered Materials Advisory Notices (RMANs) for the Comprehensive Procurement Guidelines
5. <https://www.epa.gov/smm/consolidated-recovered-materials-advisory-notices-rmans-comprehensive-procurement-guidelines-cpg>
6. EPA Region III Risk Based Concentration (RBC) table. As this table is updated every 6 months, analysis is to be determined by the table current at the time of testing. This table can be found at <http://www.epa.gov/reg3hwmd/risk/human>.
7. Secretary of the Interior's Standards for the Treatment of Historic Properties  
<https://www.nps.gov/tps/standards.htm>

## ATTACHMENT 1

### CONSTRUCTION/DEMOLITION DEBRIS RECYCLING AND REPORTING

As stewards of the environment and because of the Air Force goals of diverting greater than 40% of its waste away from landfills, Contractors shall recycle C&D debris to the maximum extent possible. There are many sources in the local area that can recycle C&D. A list of sources can be found in the "Environmental Special Conditions" portion of JBLE- Eustis construction contracts. If you need further assistance finding sources, contact the 733 CES/CEIE Solid Waste and Recycling Program Manager at 757-878-4123. JBLE-Eustis must report recycling metrics to higher Headquarters quarterly. Therefore, complete the form below for each project on JBLE-Eustis and submit a copy to the 633 CONS Contracting officer, the 733 CES/CEN Project Manager, and 733 CES/CEIE (Solid Waste and Recycling Program Manager), by the 5<sup>th</sup> day of each quarter (05 Apr, 05 July, 05 Oct and 05 Jan) for the previous three month period for the duration of the project.

**PROJECT NUMBER AND TITLE:** \_\_\_\_\_

**PROJECT LOCATION (BLDG # AND STREET ADDRESS):** \_\_\_\_\_

\_\_\_\_\_

**CONTRACTOR NAME:** \_\_\_\_\_

**CONTRACTOR ADDRESS/PHONE NUMBER:** \_\_\_\_\_

\_\_\_\_\_

**TYPE ITEMS RECYCLED:**

\_\_\_\_\_ Concrete without rebar

\_\_\_\_\_ Concrete with rebar

\_\_\_\_\_ Scrap Metals

\_\_\_\_\_ Wood

\_\_\_\_\_ Roofing Materials

\_\_\_\_\_ Brick

\_\_\_\_\_ Asphalt

\_\_\_\_\_ Other: Specify \_\_\_\_\_

**TONNAGE OF ITEMS RECYCLED:** \_\_\_\_\_ **TONS TYPE ITEMS NOT RECYCLED:**

\_\_\_\_\_ Concrete without rebar

\_\_\_\_\_ Concrete with rebar

\_\_\_\_\_ Scrap Metals

\_\_\_\_\_ Wood

\_\_\_\_\_ Roofing Materials

\_\_\_\_\_ Brick

\_\_\_\_\_ Asphalt

\_\_\_\_\_ Other: Specify \_\_\_\_\_

**CONTINUED ON THE BACK**

**C&D DEBRIS RECYCLING AND REPORTING FORM (CONT'D) REASONS ITEMS WERE NOT**

**RECYCLED:**

\_\_\_\_\_ No market for the items

\_\_\_\_\_ No local vendors to recycle the materials

\_\_\_\_\_ Not economically feasible: Specify: \_\_\_\_\_

\_\_\_\_\_ Other: Specify: \_\_\_\_\_

**PROVIDE NAME OF COMPANY, POINT-OF-CONTACT AND PHONE NUMBER OF SOURCE BY WHICH RECYCLING AN ITEM(S) WERE ATTEMPTED:**

Company Name: \_\_\_\_\_

Point of Contact: \_\_\_\_\_

Phone Number: \_\_\_\_\_

**C&D ITEMS DISPOSED OF BY LANDFILL: \_\_\_\_\_ TONS**

**C&D ITEMS DISPOSED OF THROUGH REGULAR INCINERATION: \_\_\_\_\_ TONS**

**ITEMS DISPOSED OF BY WASTE-TO-ENERGY INCINERATION: \_\_\_\_\_ TONS**

\_\_\_\_\_  
**CONTRACTOR SIGNATURE**

\_\_\_\_\_  
**DATE**

**NOTE: ELECTRONIC SIGNATURE ACCEPTABLE**

## ATTACHMENT 2

## Contractor Hazardous Material Worksheet

**FOR ASSISTANCE WITH THIS WORKSHEET CONTACT JBLE-EUSTIS HAZMART AT 757-878-2781**  
**CORRESPONDING SAFETY DATA SHEET MUST BE ATTACHED.**

## **CONTRACTOR INFORMATION**

Prime Contractor name:  
Subcontractor name (if applicable):  
Project Manager POC name:  
Contracting Office POC:  
Contract #:  
Project #:  
Project title:  
Project date range: through (mm-dd-yyyy)

## MATERIAL INFORMATION

Part number (from SDS) or National Stock Number:  
Noun/Common Name:  
Type of Container (ex - can, bucket,box):  
Size (ex -1 gal, 5 gal, 1qt, 500 mL,tank):  
Unit of Issue (ex - each, box/12,case/24):

### DRAW INFORMATION

Estimated amount of this material to be used for duration of contract\*:

*\* At project completion, submittal summarizing actual usage is required*

### TASK INFORMATION

**Task Description** (describe what it is used for):

### LOCATION INFORMATION

Will the process be performed in: (check all applicable locations)  
 A facility, aircraft, equipment, manhole, other structure?      Outdoors?

Is material going to be used in an area occupied by USAF military or civilians? Yes No

What is the storage location of unused materials? Will respirators be worn? Yes ☐ No ☐

Will a ventilation system be used?	Yes	No
1. Will a ventilation system be used?		

**REMARKS** (provide any additional comments or information)

### Contractor Point of Contact

Requestor's Name: \_\_\_\_\_ Title: \_\_\_\_\_  
 Address: \_\_\_\_\_  
 Phone Number: \_\_\_\_\_ Date: \_\_\_\_\_

**To Be Completed by USAF  
Personnel Only**

EESOH-MIS Shop Code: \_\_\_\_\_

BE: \_\_\_\_\_ Recommend Approval \_\_\_\_\_ Recommend Disapproval: Comments:

SE: \_\_\_\_\_ Recommend Approval \_\_\_\_\_ Recommend Disapproval    Comments:

CEIE: \_\_\_\_\_ Approve \_\_\_\_\_ Disapprove    Comments:

HAZMART: \_\_\_\_\_ Concur \_\_\_\_\_ No concur Comments:



### ATTACHMENT 3

#### CONTRACTOR'S MONTHLY REPORT FOR HAZMATS

Contractor:

Shop Code:

Contract#:

Location:

The following information is required for tracking of hazardous materials on JBLE-Eustis. For contracts exceeding six months, this form is required to be filled out on a monthly basis and returned to the Federal Government project Contracting Officer Representative (COR). For contracts that are less than six months, this form is required at the beginning and at the completion of the work. The COR will provide a copy to the HAZMART located in Bldg. 1205. This information is required to comply with State, federal, local, and Air Force laws and regulations.

MATERIAL NAME	MANUFACTURER	NSN/PART #	START BAL- ANCE	AMOUNT USED

Use additional sheets if required.

Contractor Name: \_\_\_\_\_ Date: \_\_\_\_\_

Signature: \_\_\_\_\_

Federal Government COR: \_\_\_\_\_ Date: \_\_\_\_\_

Signature: \_\_\_\_\_

**INTENTIONALLY LEFT BLANK**

## ATTACHMENT 4

### CONTRACT SUBMITTAL AND CONTRACTOR REPORTING FORM

#### Comprehensive Procurement Guidelines

(This chart is not intended to replace the EPA guidelines found at <https://www.epa.gov/smm/comprehensive-procurement-guideline-cpg-program>. It is the Contractor's responsibility to stay apprised of any new additions to these guidelines.)

Categories and Designated Items (Note: This table includes proposed CPG items as well as items designated final.)	If marked w/ an "X", item is applicable	Purchased with no recycled content	Purchased with recycled content	Percent of recycled content
<b><u>VEHICULAR PRODUCTS</u></b>				
Engine coolants - antifreeze				
Rebuilt vehicular parts				
Re-refined lubricating oils - including motor oil				
Retread tires				
<b><u>CONSTRUCTION PRODUCTS</u></b>				
Building insulation products				
Carpet (Polyester)				
Carpet cushion				
Cement and concrete containing coal fly ash, ground granulated blast furnace slag, cenospheres, or silica fume				
Consolidated and reprocessed latex paint				
Floor tiles				
Flowable fill				

Categories and Designated Items (Note: This table includes proposed CPG items as well as items designated final.)	If marked w/ an "X", item is applicable	Purchased with no recycled content	Purchased with recycled content	Percent of recycled content
Laminated paperboard				
Modular threshold ramps				
Non-pressure pipe				
Patio blocks				
Railroad grade crossing surfaces				
Roofing materials				
Shower and restroom dividers and partitions				
Structural fiberboard				
<b><u>LANDSCAPING PRODUCTS</u></b>				
Compost made from yard trimmings or food waste				
Garden and soaker hoses				
Hydraulic mulch				
Lawn and garden edging				
Plastic lumber landscaping timbers and posts				
<b><u>NON-PAPER OFFICE PRODUCTS</u></b>				
Binders				

Categories and Designated Items (Note: This table includes proposed CPG items as well as items designated final.)	If marked w/ an "X", item is applicable	Purchased with no recycled content	Purchased with recycled content	Percent of recycled content
<b><u>NON-PAPER-OFFICE PRODUCTS</u></b> (cont.)				
Clipboards				
Clip Portfolios				
File folders				
Presentation Folders				
Office Furniture				
Office recycling containers				
Office waste receptacles				
Plastic desktop accessories				
Plastic envelopes				
Plastic trash bags				
Printer ribbons				
Toner cartridges				
<b><u>PAPER AND PAPER PRODUCTS</u></b>				
Commercial/industrial sanitary tissue products				
Miscellaneous papers				

Categories and Designated Items (Note: This table includes proposed CPG items as well as items designated final.)	If marked w/ an "X", item is applicable	Purchased with no recycled content	Purchased with recycled content	Percent of recycled content
Newsprint				
Paperboard and packaging products				
Printing and writing papers				
<b><u>PARK and RECREATION PRODUCTS</u></b>				
Park benches and picnic tables				
Plastic fencing				
Playground equipment				
Playground surfaces				
Running tracks				
<b><u>TRANSPORTATION PRODUCTS</u></b>				
Channelizers				
Delineators				
Flexible delineators				
Parking stops				
Traffic barricades				
Traffic cones				

Categories and Designated Items (Note: This table includes proposed CPG items as well as items designated final.)	If marked w/ an "X", item is applicable	Purchased with no recycled content	Purchased with recycled content	Percent of recycled content
<b><u>MISCELLANEOUS PRODUCTS</u></b>				
Awards and plaques				
Bike Racks				
Blasting grit				
Industrial drums				
Manual-grade strapping				
Mats				
Pallets				
Signage				
Sorbents				

**INTENTIONALLY LEFT BLANK**



## ATTACHMENT 5

### **RECOVERED MATERIALS DETERMINATION FORM**

This form is to be completed by the procurement originator for all purchases requesting an exemption from the Affirmative Procurement Program for Recovered Materials being procured. For questions on whether the product is “EPA designated” or what the required recycled content is, refer to the product descriptions on EPA’s website at <https://www.epa.gov/smm/comprehensive-procurement-guidelines-construction-products> or reference the Consolidated Recovered Materials Advisory Notices (RMANS) for the Comprehensive Procurement Guidelines at <https://www.epa.gov/smm/consolidated-recovered-materials-advisory-notices-rmans-comprehensive-procurement-guidelines-cpg>. This form is not required for construction item purchases less than \$2,000, or for other purchases less than \$3,000.

Procurement Request/Project No. \_\_\_\_\_

#### **EPA Designated Eight Product Category Items**

##### **Category 1 Paper and Paper Products**

_____ Commercial/industrial sanitary tissue products	_____ Paperboard/packing products	_____ Printing and writing papers
	_____ Miscellaneous papers	_____ Newsprint

##### **Category 2 Non-Paper Office Products**

_____ Binders	_____ Plastic trash bags	_____ Presentation folders
_____ Plastic envelopes	_____ Office waste receptacles	_____ Clip portfolios
_____ Office recycling containers	_____ File folders	_____ Printer ribbons
_____ Office furniture	_____ Plastic desktop accessories	_____ Toner Cartridges
	_____ Clipboards	

##### **Category 3 Park and Recreation Products**

_____ Park benches and picnic tables	_____ Running tracks	_____ Playground equipment
	_____ Playground surfaces	_____ Plastic fencing

##### **Category 4 Transportation Products**

_____ Traffic barricades	_____ Delineators	_____ Traffic Cones
_____ Parking Stops	_____ Flexible delineators	_____ Channelizers

##### **Category 5 Vehicular Products**

_____ Engine Coolants	_____ Retread tires	_____ Re-refined lubricating oils	_____ Rebuilt vehicular parts
-----------------------	---------------------	-----------------------------------	-------------------------------

##### **Category 6 Landscaping Products**

_____ Garden and soaker hoses	_____ Hydraulic mulch	_____ Plastic Lumber Landscaping timbers and posts
_____ Compost and fertilizer made from recovered organic materials	_____ Lawn and garden edging	_____ Food waste compost

##### **Category 7 Construction Products**

_____ Consolidated and reprocessed latex paint	_____ Railroad grade crossing and surfaces	_____ Structural fiberboard
_____ Cement and concrete containing coal fly ash, ground granulated blast furnace slag, cenospheres, or silica fume	_____ Building insulation	_____ Carpet (polyester)
_____ Roofing materials	_____ Shower and restroom dividers	_____ Carpet cushion
	_____ Laminated paperboard	_____ Floor tiles
	_____ Modular threshold ramps	_____ Patio blocks
	_____ Non-pressure pipe	_____ Flowable fill

##### **Category 8 Miscellaneous Products**

_____ Manual-grade strapping	_____ Mats	_____ Pallets	_____ Industrial drums
_____ Bike racks		_____ Awards and plaques	_____ Signage
_____ Blasting grit		_____ Sorbents	

## EXEMPTION CERTIFICATION

\_\_\_\_\_ The following EPA designated guideline item is included in the specifications for the project however, compliance with EPA standards is not attainable.

**Item:** \_\_\_\_\_

I have determined that the EPA guidelines were considered and determined inapplicable, based on the following:

\_\_\_\_\_ Item is not available within a reasonable period of time. (Need date: \_\_\_\_\_ Date available: \_\_\_\_\_)

\_\_\_\_\_ Item fails to meet a performance standard in the specifications.

Specifically, \_\_\_\_\_

\_\_\_\_\_

\_\_\_\_\_

\_\_\_\_\_ Item was only available at an unreasonable price (i.e., recycled item cost more than non-recycled item).

Price of recycled item: \_\_\_\_\_

Price of non-recycled item: \_\_\_\_\_

\_\_\_\_\_ Item is not available from 2 or more sources.

**Market research was performed by calling \_\_\_\_\_ (insert number)  
vendors, but only \_\_\_\_\_ (enter name) was able to supply the item.**

This determination is made in accordance with FAR 23.405(c).

\_\_\_\_\_  
Procurement Originator/Contractor

\_\_\_\_\_  
Date

\_\_\_\_\_  
Signature of GPC Approving Official (if GPC used)  
Deputy for all other type purchases

\_\_\_\_\_  
Date or Project Manager/Supervisor/Flight Chief for